

### General information about company

Scrip code	500547
NSE Symbol	BPCL
MSEI Symbol	NOTLISTED
ISIN	INE029A01011
Name of the company	Bharat Petroleum Corporation Limited
Whether company is SME	No
Class of Security	Equity Shares
Type of report	Quarterly
Quarter Ended / Half year ended/Date of Report (For Prelisting / Allotment)	30-09-2022
Date of allotment / extinguishment (in case Capital Restructuring selected) / Listing Date	
Shareholding pattern filed under	Regulation 31 (1) (b)
Whether the listed entity is Public Sector Undertaking (PSU)?	Yes

### Declaration

Sr. No.	Particular	Yes/No	Promoter and Promoter Group	Public shareholder	Non Promoter- Non Public
1	Whether the Listed Entity has issued any partly paid up shares?	No	No	No	No
2	Whether the Listed Entity has issued any Convertible Securities ?	No	No	No	No
3	Whether the Listed Entity has issued any Warrants ?	No	No	No	No
4	Whether the Listed Entity has any shares against which depository receipts are issued?	No	No	No	No
5	Whether the Listed Entity has any shares in locked-in?	No	No	No	No
6	Whether any shares held by promoters are pledge or otherwise encumbered?	No	No		
7	Whether company has equity shares with differential voting rights?	No	No	No	No
8	Whether the listed entity has any significant beneficial owner?	No			

**Table VI - Statement showing foreign ownership limits**

<b>Particular</b>	<b>Approved limits (%)</b>	<b>Limits utilized (%)</b>
As on shareholding date	49	13.23
As on the end of previous 1st quarter	49	13.45
As on the end of previous 2nd quarter	49	13.96
As on the end of previous 3rd quarter	49	12.92
As on the end of previous 4th quarter	49	12.23

**Table I - Summary Statement holding of specified securities**

Category (I)	Category of shareholder (II)	Nos. Of shareholders (III)	No. of fully paid up equity shares held (IV)	No. Of Partly paid-up equity shares held (V)	No. Of shares underlying Depository Receipts (VI)	Total nos. shares held (VII) = (IV)+ (V)+ (VI)	Shareholding as a % of total no. of shares (calculated as per SCRR, 1957) (VIII) As a % of (A+B+C2)	Number of Voting Rights held in each class of securities (IX)			
								No of Voting (XIV) Rights			Total as a % of (A+B+C)
								Class eg: X	Class eg:y	Total	
(A)	Promoter & Promoter Group	1	1149183592			1149183592	52.98	1149183592		1149183592	52.98
(B)	Public	942634	1020069152			1020069152	47.02	1020069152		1020069152	47.02
(C)	Non Promoter-Non Public										
(C1)	Shares underlying DRs										
(C2)	Shares held by Employee Trusts										
	Total	942635	2169252744			2169252744	100	2169252744		2169252744	100

**Table I - Summary Statement holding of specified securities**

Category (I)	Category of shareholder (II)	No. Of Shares Underlying Outstanding convertible securities (X)	No. of Shares Underlying Outstanding Warrants (Xi)	No. Of Shares Underlying Outstanding convertible securities and No. Of Warrants (Xi) (a)	Shareholding , as a % assuming full conversion of convertible securities ( as a percentage of diluted share capital) (XI)= (VII)+(X) As a % of (A+B+C2)	Number of Locked in shares (XII)		Number of Shares pledged or otherwise encumbered (XIII)		Number of equity shares held in dematerialized form (XIV)	Sub-categorization of shares		
						No. (a)	As a % of total Shares held (b)	No. (a)	As a % of total Shares held (b)		Sub-category (i)	Sub-category (ii)	Sub-category (iii)
(A)	Promoter & Promoter Group				52.98					1149183592			
(B)	Public				47.02					998556432	0	0	0
(C)	Non Promoter-Non Public												
(C1)	Shares underlying DRs												
(C2)	Shares held by Employee Trusts												
	Total				100					2147740024	0	0	0

**Table II - Statement showing shareholding pattern of the Promoter and Promoter Group**

Sr.	Category & Name of the Shareholders (I)	Nos. Of shareholders (III)	No. of fully paid up equity shares held (IV)	No. Of Partly paid-up equity shares held (V)	No. Of shares underlying Depository Receipts (VI)	Total nos. shares held (VII) = (IV)+(V)+(VI)	Shareholding as a % of total no. of shares (calculated as per SCRR, 1957) (VIII) As a % of (A+B+C2)	Number of Voting Rights held in each class of securities (IX)			
								No of Voting (XIV) Rights			Total as a % of Total Voting rights
								Class eg: X	Class eg:y	Total	
A	Table II - Statement showing shareholding pattern of the Promoter and Promoter Group										
(1)	Indian										
(b)	Central Government/ State Government(s)	1	1149183592			1149183592	52.98	1149183592		1149183592	52.98
Sub-Total (A) (1)		1	1149183592			1149183592	52.98	1149183592		1149183592	52.98
(2)	Foreign										
Total Shareholding of Promoter and Promoter Group (A)=(A)(1)+(A) (2)		1	1149183592			1149183592	52.98	1149183592		1149183592	52.98
B	Table III - Statement showing shareholding pattern of the Public shareholder										
(1)	Institutions (Domestic)										
(a)	Mutual Funds	183	191774102			191774102	8.84	191774102		191774102	8.84
(c)	Alternate Investment Funds	7	112951			112951	0.01	112951		112951	0.01
(d)	Banks	37	154291			154291	0.01	154291		154291	0.01
(e)	Insurance Companies	93	238053139			238053139	10.97	238053139		238053139	10.97
(f)	Provident Funds/ Pension Funds	32	23246524			23246524	1.07	23246524		23246524	1.07
(i)	NBFCs registered with RBI	5	3415			3415	0	3415		3415	0
Sub-Total (B) (1)		357	453344422			453344422	20.9	453344422		453344422	20.9
(2)	Institutions (Foreign)										
(d)	Foreign Portfolio Investors Category I	571	270418911			270418911	12.47	270418911		270418911	12.47
(e)	Foreign Portfolio Investors Category II	32	10727949			10727949	0.49	10727949		10727949	0.49
(g)	Any Other (specify)	2	1750			1750	0	1750		1750	0
Sub-Total (B) (2)		605	281148610			281148610	12.96	281148610		281148610	12.96
(3)	Central Government / State Government(s)										
(b)	State Government / Governor	1	18666666			18666666	0.86	18666666		18666666	0.86
(c)	Shareholding by Companies or Bodies Corporate where Central / State Government is a	2	1777770			1777770	0.08	1777770		1777770	0.08

	promoter										
Sub-Total (B) (3)		3	20444436			20444436	0.94	20444436		20444436	0.94
(4)	Non-institutions										
(f)	Investor Education and Protection Fund (IEPF)	1	145008			145008	0.01	145008		145008	0.01
(g)	Resident Individuals holding nominal share capital up to Rs. 2 lakhs	929090	183457315			183457315	8.46	183457315		183457315	8.46
(h)	Resident Individuals holding nominal share capital in excess of Rs. 2 lakhs	333	19869285			19869285	0.92	19869285		19869285	0.92
(i)	Non Resident Indians (NRIs)	9761	5802125			5802125	0.27	5802125		5802125	0.27
(j)	Foreign Nationals	2	25045			25045	0	25045		25045	0
(l)	Bodies Corporate	2274	19747137			19747137	0.91	19747137		19747137	0.91
(m)	Any Other (specify)	208	36085769			36085769	1.66	36085769		36085769	1.66
Sub-Total (B) (4)		941669	265131684			265131684	12.22	265131684		265131684	12.22
Total Public Shareholding (B)=(B)(1)+(B)(2)+(B)(3)+(B)(4)		942634	1020069152			1020069152	47.02	1020069152		1020069152	47.02
C	Table IV - Statement showing shareholding pattern of the Non Promoter- Non Public shareholder										
Total ( A+B+C2 )		942635	2169252744			2169252744	100	2169252744		2169252744	100
Total (A+B+C )		942635	2169252744			2169252744	100	2169252744		2169252744	100

**Table II - Statement showing shareholding pattern of the Promoter and Promoter Group**

Sr.	No. Of Shares Underlying Outstanding convertible securities (X)	No. of Shares Underlying Outstanding Warrants (Xi)	No. Of Shares Underlying Outstanding convertible securities and No. Of Warrants (Xi) (a)	Shareholding , as a % assuming full conversion of convertible securities ( as a percentage of diluted share capital) (XI)= (VII)+(X) As a % of (A+B+C2)	Number of Locked in shares (XII)		Number of Shares pledged or otherwise encumbered (XIII)		Number of equity shares held in dematerialized form (XIV)	Sub-categorization of shares		
					No. (a)	As a % of total Shares held (b)	No. (a)	As a % of total Shares held (b)		Sub-category (i)	Sub-category (ii)	Sub-category (iii)
A	Table II - Statement showing shareholding pattern of the Promoter and Promoter Group											
(1)	Indian											
(b)				52.98					1149183592			
Sub-Total (A) (1)				52.98					1149183592			
(2)	Foreign											
Total Shareholding of Promoter and Promoter Group (A)= (A)(1)+(A)(2)				52.98					1149183592			
B	Table III - Statement showing shareholding pattern of the Public shareholder											
(1)	Institutions (Domestic)											
(a)				8.84					191773992	0	0	0
(c)				0.01					112951	0	0	0
(d)				0.01					148158	0	0	0
(e)				10.97					238053139	0	0	0
(f)				1.07					23246524	0	0	0
(i)				0					3415	0	0	0
Sub-Total (B) (1)				20.9					453338179	0	0	0
(2)	Institutions (Foreign)											
(d)				12.47					270416511	0	0	0
(e)				0.49					10727949	0	0	0
(g)				0					1750	0	0	0
Sub-Total (B) (2)				12.96					281146210	0	0	0
(3)	Central Government / State Government(s)											
(b)				0.86					0	0	0	0
(c)				0.08					1777770	0	0	0
Sub-Total (B) (3)				0.94					1777770	0	0	0
(4)	Non-institutions											
(f)				0.01					145008	0	0	0
(g)				8.46					180813772	0	0	0




(h)				0.92					19794933	0	0	0
(i)				0.27					5706370	0	0	0
(j)				0					25045	0	0	0
(l)				0.91					19723376	0	0	0
(m)				1.66					36085769	0	0	0
Sub-Total (B) (4)				12.22					262294273	0	0	0
Total Public Shareholding (B)=(B)(1)+ (B)(2)+(B) (3)+(B)(4)				47.02					998556432	0	0	0
C	Table IV - Statement showing shareholding pattern of the Non Promoter- Non Public shareholder											
Total ( A+B+C2 )				100					2147740024			
Total (A+B+C )				100					2147740024			

**Central Government/ State Government(s)**

Serial No.	1	
Name of the Shareholders (I)	PRESIDENT OF INDIA	<a href="#">Click here to go back</a>
PAN (II)		Total
No. of fully paid up equity shares held (IV)	1149183592	1149183592
No. Of Partly paid-up equity shares held (V)		
No. Of shares underlying Depository Receipts (VI)		
Total nos. shares held (VII) = (IV)+ (V)+ (VI)	1149183592	1149183592
Shareholding as a % of total no. of shares (calculated as per SCRR, 1957) (VIII) As a % of (A+B+C2)	52.98	52.98
<b>Number of Voting Rights held in each class of securities (IX)</b>		
Class eg: X	1149183592	1149183592
Class eg:y		
Total	1149183592	1149183592
Total as a % of Total Voting rights	52.98	52.98
No. Of Shares Underlying Outstanding convertible securities (X)		
No. of Shares Underlying Outstanding Warrants (Xi)		
No. Of Shares Underlying Outstanding convertible securities and warrants (X)		
Shareholding , as a % assuming full conversion of convertible securities (as a percentage of diluted share capital) (XI)= (VII)+(X) As a % of (A+B+C2)	52.98	52.98
<b>Number of Locked in shares (XII)</b>		

No. (a)		
As a % of total Shares held (b)		
Number of Shares pledged or otherwise encumbered (XIII)		
No. (a)		
As a % of total Shares held (b)		
Number of equity shares held in dematerialized form (XIV)	1149183592	1149183592
Reason for not providing PAN		
Reason for not providing PAN	Textual Information(1)	
Shareholder type	Promoter	



**Text Block**


Textual Information(1)

PAN of President of India is confidential

## Insurance Companies

Serial No.	1	
Name of the Shareholders (I)	Life Insurance Corporation of India	<a href="#">Click here to go back</a>
PAN (II)	AAACL0582H	Total
No. of fully paid up equity shares held (IV)	196980170	196980170
No. Of Partly paid-up equity shares held (V)		
No. Of shares underlying Depository Receipts (VI)		
Total nos. shares held (VII) = (IV)+ (V)+ (VI)	196980170	196980170
Shareholding as a % of total no. of shares (calculated as per SCRR, 1957) (VIII) As a % of (A+B+C2)	9.08	9.08
<b>Number of Voting Rights held in each class of securities (IX)</b>		
Class eg: X	196980170	196980170
Class eg:y		
Total	196980170	196980170
Total as a % of Total Voting rights	9.08	9.08
No. Of Shares Underlying Outstanding convertible securities (X)		
No. of Shares Underlying Outstanding Warrants (Xi)		
No. Of Shares Underlying Outstanding convertible securities and No. Of Warrants (Xi) (a)		
Shareholding , as a % assuming full conversion of convertible securities (as a percentage of diluted share capital) (XI)= (VII)+(X) As a % of (A+B+C2)	9.08	9.08


Number of Locked in shares (XII)		
No. (a)		
As a % of total Shares held (b)		
Number of equity shares held in dematerialized form (XIV)	196980170	196980170
Reason for not providing PAN		
Reason for not providing PAN		
Sub-categorization of shares		
Shareholding (No. of shares) under		
Sub-category (i)	0	0
Sub-category (ii)	0	0
Sub-category (iii)	0	0



**Any Other (specify)**

Serial No.	1	2	
Category	Other	Other	
Category / More than 1 percentage	Category	Category	<a href="#">Click here to go back</a>
Name of the Shareholders (I)	TOMASZ PIOTR KULINSKI	CHEN HUIJING SERENE	
PAN (II)			Total
No. of the Shareholders (I)	1	1	2
No. of fully paid up equity shares held (IV)	250	1500	1750
No. Of Partly paid-up equity shares held (V)			
No. Of shares underlying Depository Receipts (VI)			
Total nos. shares held (VII) = (IV)+ (V)+ (VI)	250	1500	1750
Shareholding as a % of total no. of shares (calculated as per SCRR, 1957) (VIII) As a % of (A+B+C2)	0	0	0
<b>Number of Voting Rights held in each class of securities (IX)</b>			
Class eg: X	250	1500	1750
Class eg:y			
Total	250	1500	1750
Total as a % of Total Voting rights	0	0	0
No. Of Shares Underlying Outstanding convertible securities (X)			
No. of Shares Underlying Outstanding Warrants (Xi)			
No. Of Shares Underlying Outstanding convertible securities and Warrants (X)			
Shareholding , as a % assuming full conversion of convertible securities (as a percentage of	0	0	0

diluted share capital) (XI)= (VII)+(X) As a % of (A+B+C2)			
Number of Locked in shares (XII)			
No. (a)			
As a % of total Shares held (b)			
Number of equity shares held in dematerialized form (XIV)	250	1500	1750
Reason for not providing PAN			
Reason for not providing PAN			
Sub-categorization of shares			
Shareholding (No. of shares) under			
Sub-category (i)	0	0	0
Sub-category (ii)	0	0	0
Sub-category (iii)	0	0	0





**Any Other (specify)**

Serial No.	1	2	
Category	Trusts	Clearing Members	
Category / More than 1 percentage	More than 1 percentage of shareholding	Category	
Name of the Shareholders (I)	BPCL TRUST FOR INVESTMENT		<a href="#">Click here to go back</a>
PAN (II)	AABTB1753C		Total
No. of the Shareholders (I)	1	207	207
No. of fully paid up equity shares held (IV)	32960307	3125462	3125462
No. Of Partly paid-up equity shares held (V)			
No. Of shares underlying Depository Receipts (VI)			
Total nos. shares held (VII) = (IV)+ (V)+ (VI)	32960307	3125462	3125462
Shareholding as a % of total no. of shares (calculated as per SCRR, 1957) (VIII) As a % of (A+B+C2)	1.52	0.14	0.14
<b>Number of Voting Rights held in each class of securities (IX)</b>			
Class eg: X	32960307	3125462	3125462
Class eg:y			
Total	32960307	3125462	3125462
Total as a % of Total Voting rights	1.52	0.14	0.14
No. Of Shares Underlying Outstanding convertible securities (X)			
No. of Shares Underlying Outstanding Warrants (Xi)			
No. Of Shares Underlying Outstanding convertible securities and No. Of Warrants (Xi) (a)			
Shareholding , as a % assuming full conversion of convertible securities (as a			

percentage of diluted share capital) (XI)= (VII)+(X) As a % of (A+B+C2)	1.52	0.14	0.14
Number of Locked in shares (XII)			
No. (a)			
As a % of total Shares held (b)			
Number of equity shares held in dematerialized form (XIV)	32960307	3125462	3125462
Reason for not providing PAN			
Reason for not providing PAN			
Sub-categorization of shares			
Shareholding (No. of shares) under			
Sub-category (i)	0	0	0
Sub-category (ii)	0	0	0
Sub-category (iii)	0	0	0

