

ANNUAL REPORT 1995-96



Bharat Petroleum Corporation Limited

CONTENTS

Intoduction	1
Turning The Wheels Of Achievement	2
A Product Range That Keeps Fires Burning	3
Carving A Niche Through A Successful Performance	4
Objectives & Obligations	6
Corporate Philosopy & Mission	7
Board Of Directors	8
Bankers, Auditors & Registered Office	9
Directors Report to the Shareholders	11
Annexure To Directors Report	34
Performance Profile	42
Auditors Report	51
Balance Sheet, Profit & Loss A/C, Cash Flow Statement	54



Centuries ago, Charles Darwin propounded the theory that those who don't adapt, become extinct. Man was one of those species that not only adapted, but saw the future and invented for it. The wheel - one of the man's earliest inventions - symbolises survival by adaptation.

Right through its history, Bharat Petroleum has managed and adapted to the changing environment by anticipating change and planning for it. This is reflected in its highly successful performance in the last few years.

In a new economic environment, the entry of new players in the industry has acted as a challenge and Bharat Petroleum looks forward to a future of greater growth and achievement. Armed with the instruments of adaptation that have, since time immemorial, helped man take control of his environment.

TURNING THE WHEELS OF ACHIEVEMENT

In man's relentless march towards technological progress, many inventions have changed lives. The wheel is one such invention that stands as a symbol of movement and adaptability. At Bharat Petroleum we recognise that in order to move ahead, we must adapt - retaining our core strengths while acquiring new and even more modern technology. The milestones we have crossed stand witness to this adaptation.

Tie up with Oman Oil Company for a Refinery in Central India to meet our product requirements in the future.



A 250 km long Mumbai Manmad Cross Country Pipeline for transportation of white oils. An economic and eco friendly mode of transporting petroleum.

Numaligarh Refinery Ltd.
A joint venture project with the Government of Assam and IBP for 3MMTPA Refinery



A state-of-the-art Petroleum Installation at Vizag.

Bharat Shell Ltd.
A joint venture between BPCL and Shell Overseas Investments B.V to market Shell branded lubricants and LPG, both to the Industrial and domestic customers.



One of the most modern and energy efficient refineries in the country with an ability to process more than 45 types of crude oil. A flexibility that will be an asset in the emerging scenario.

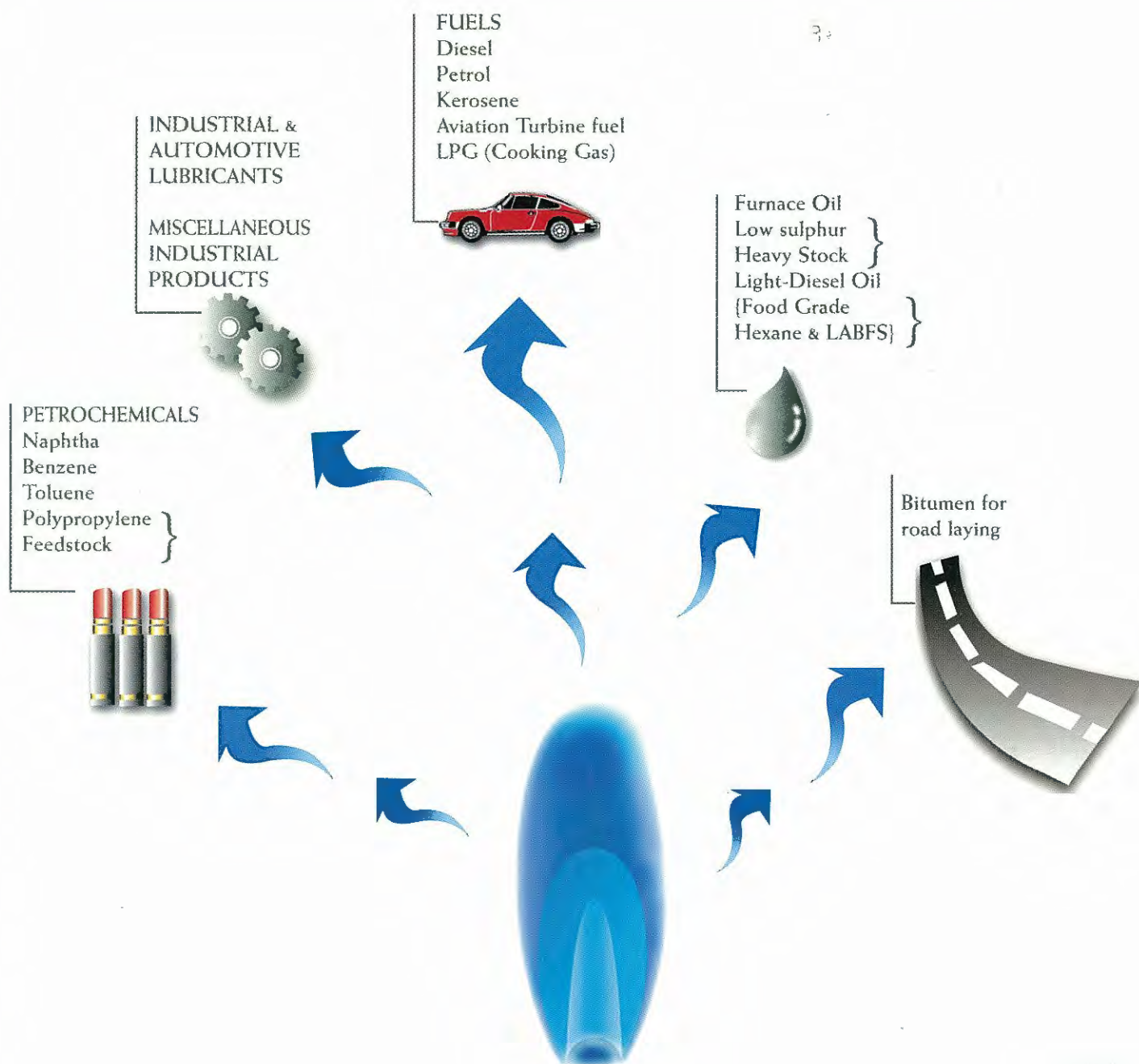
Petroleum Infrastructure Ltd.
A joint venture with Gujarat Gas Company for developing facilities for import and storage of LPG in Gujarat



1st. in the country to produce MTBE (Methyl Tertiary Butyl Ether) a product used in the making of unleaded petrol.

A PRODUCT RANGE THAT KEEPS FIRES BURNING

Fire. Another adaptation that became a quantum leap for the progress of mankind. Bharat Petroleum meets India's fuel needs through comprehensive energy solutions.



CARVING A NICHE THROUGH A SUCCESSFUL FINANCIAL PERFORMANCE

The Cave Paintings of early man helped record history for posterity. Bharat Petroleum's has carved a successful niche in the petroleum industry while making a historical statement on the growth of the company.

- Net Profit - Rs 3857.75 million

- An Impressive Compounded Annual Growth Rate (CAGR) of 8.42% in sales against an industry growth of 6.3% in the last 5 years.

- EPS of Rs. 25.72 in 1995-96.




- Record Capacity utilisation of refinery at 122%.

- Retail Outlets - 4312

LPG Distributors - 1062

SKO Dealers - 950.

- Awarded ISO 9002 Certification to the LPG plants at Sholapur, Jaipur and Trivandrum - the first by any LPG marketing company in India.



OBJECTIVES AND OBLIGATIONS

OBJECTIVES

- Serve the nation's vital interest in the oil and related sectors.
- Maintain continuity of supplies through refining and marketing network and provide appropriate technical assistance to the consumer to conserve and use petroleum products most efficiently.
- Earn a reasonable return on investment.
- Work towards achievement of self-reliance in the field of oil refining and distribution systems.
- Create a research and development base in the field of oil refining and stimulate research and development in developing new petroleum products so as to minimise their imports.
- Maximise utilisation of all facilities in order to improve efficiency and increase productivity.

FINANCIAL OBJECTIVES

- Ensure adequate return on the capital employed and maintain annual dividend of reasonable level on equity capital.
- Ensure optimum economy in expenditure.
- Generate sufficient internal resources for financing partly/wholly expenditure on new capital projects.
- Develop long term corporate plan to provide adequate growth of the activities of the Corporation.
- Continue to make an effort in bringing a reduction in the cost of production of the petroleum products manufactured by means of systematic cost control measures.

OBLIGATIONS

Towards Customers and Dealers

- Provide prompt, courteous and efficient service and quality products at fair and reasonable prices.

Towards Suppliers

- Ensure prompt dealings with integrity, impartiality and courtesy and to promote ancillary industries.

Towards Employees

- Develop their capability and advancement through appropriate training and career planning.
- Redress grievances expeditiously.
- Deal fairly with recognised representatives of employees in pursuance of healthy trade union practice and sound personnel policies.

Towards Community

- Ensure quality products through proper distribution at fair prices to the people.
- Develop techno-economically viable products for the benefit of the people.
- Encourage progressive indigenous manufacture of products and materials so as to substitute imports.
- Avoid and control environmental pollution in manufacturing plants and townships by taking suitable and effective measures.
- Improve the condition of Scheduled Castes/Scheduled Tribes in pursuance of national policies.
- Help acceleration of all round development of villages by providing assistance to educated unemployed to earn a living etc.

PHILOSOPHY

OUR CORPORATE PHILOSOPHY

PEOPLE ABOVE OIL

OUR MISSION

- EXCELLENCE IN SERVICE
- PROFITABLE OPERATION
- INTEGRITY IN THOUGHT
AND ACTION
- CONCERN FOR PEOPLE AND
HUMAN VALUES






BOARD OF DIRECTORS



U. SUNDARARAJAN
Chairman & Managing Director



R. K. VARMA
Director
(Marketing) upto 21.08.95



S. K. BEDI
Director
(Personnel)



V. K. RAINA
Director
(Marketing) w.e.f 01.01.96



M. B. LAL
Director
(Refineries) w.e.f 23.05.96



DEVI DAYAL
Additional Secretary
(Marketing)



NIRMAL SINGH
Joint Secretary
(Refineries)



M. K. MISRA
Advisor
(Traffic) upto 29.12.95



SHANTI NARAIN
Additional Member
(Traffic) w.e.f 10.01.96

K.S. MANIKASHETTI
Company Secretary



BANKERS

CENTRAL BANK OF INDIA
STATE BANK OF INDIA
THE STANDARD CHARTERED BANK
INDIAN BANK
BANK OF INDIA
STATE BANK OF PATIALA
ANZ GRINDLAYS BANK
ORIENTAL BANK OF COMMERCE
PUNJAB NATIONAL BANK
ABN AMRO BANK N.V.
CANARA BANK
UNION BANK OF INDIA
ALLAHABAD BANK

AUDITORS

DALAL DESAI & KUMANA
BORKAR AND MUZUMDAR

REGISTERED OFFICE

BHARAT BHAVAN
4 & 6 CURRIMBHOY ROAD,
BALLARD ESTATE,
MUMBAI 400 001.



Refining capacity of 6 MMT per annum with a capacity utilisation of around 120% consistently for the last four years.



Directors' Report to the Shareholders

Your Directors are pleased to present the 43rd annual report on the performance of your Corporation together



with the audited accounts for the year ended 31.3.1996. The year 1995-96 witnessed a phenomenal surge in demand for petroleum products. From a relatively low growth of 3-4% during the years 1991-92 to 1993-94, increase in industrial activity caused the demand to jump by 7.8% in the year 1994-95. In 1995-96, the growth touched an all time high of 11% taking the combined sales of public sector oil companies to 72.7 million tonnes (MMT). The growth in some products was even higher. The consumption of Motor Spirit (petrol), for instance, went up by 13.4% (1994-95: 8.1%); LPG was up by 12% (1994-95: 10.9%); Naphtha grew at 12.7% (1994-95: 11.9%); and above all, High Speed Diesel (HSD), which constitutes 45% of the total consumption of all the petroleum products, registered an even higher growth of 14.6% (1994-95: 9.5%).

In this buoyant market, BPC had another outstanding year and achieved its highest ever sales volume of 14.8 MMT (1994-95: 13.2 MMT) registering a growth of 11.7%. This is higher by 0.7% than the industry and enabled BPC to further strengthen its market share from 20.2% in the previous year to 20.3%, and retain its second position in terms of market share.

FINANCIAL RESULTS

BPC has been achieving excellent performance year after year. The financial results for the year are as follows :

	1995-96 Rs. Million	1994-95 Rs. Million
Sales Turnover	148,227.52	132,570.73
Profit before depreciation	8,740.52	7,188.26
Less : Depreciation	2,179.77	2,603.01
Profit before Tax	6,560.75	4,585.25
Add : Prior Years' Income/(Expenses) - Net	(33.00)	(6.77)
Profit before tax	6,527.75	4,578.48
Less : Provision for Taxation	2,670.00	1,690.00
Profit after Tax	3,857.75	2,888.48
Excess/(Short) provision for Taxation in earlier years written back/provided for (net)	—	33.28
Add : Transfer from Investment Allowance Reserve	14.66	40.70
Balance brought forward from previous year	0.01	0.01
Disposable Profit	3,872.42	2,962.47
Appropriation of Disposable Profit :		
(a) Dividend	495.00	495.00
(b) General Reserve	3,377.41	2,467.46
Balance carried to Balance Sheet	0.01	0.01

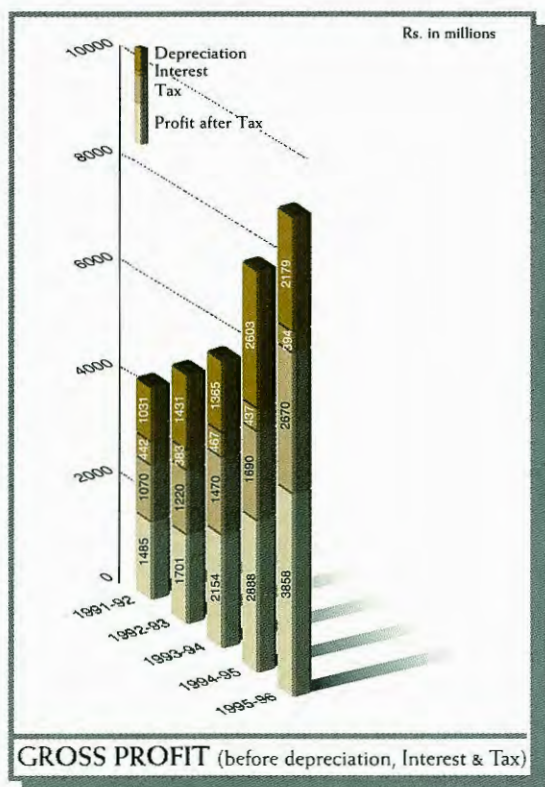
The review of the accounts for the year by the Comptroller & Auditor General of India, together with his comments on the accounts under Section 619 (4) of the Companies Act, 1956 is annexed.



Bharat Petroleum Corporation Limited

Dividend and Net worth

The Board of Directors have recommended dividend at the rate of 33% for the year 1995-96 on the paid up equity capital of Rs. 1,500 million. This will absorb an amount of Rs. 495 million leaving an amount of Rs. 3,377.41 million for transfer to the general reserve. With this, BPC's net worth increases to Rs. 17,318 million (31.3.1995: Rs. 13,955 million) and the book value per share to Rs. 115.50. This represents an increase of 24.14% on a year-on-year basis and a five-year compounded annual growth rate of 21.14%.



Earnings per share

The earnings per share (EPS) of Rs. 25.72 (1994-95: Rs. 19.26), represents a growth of 33.6% which compares very favourably with the last five years compounded annual growth rate of 24.73%.

Borrowings

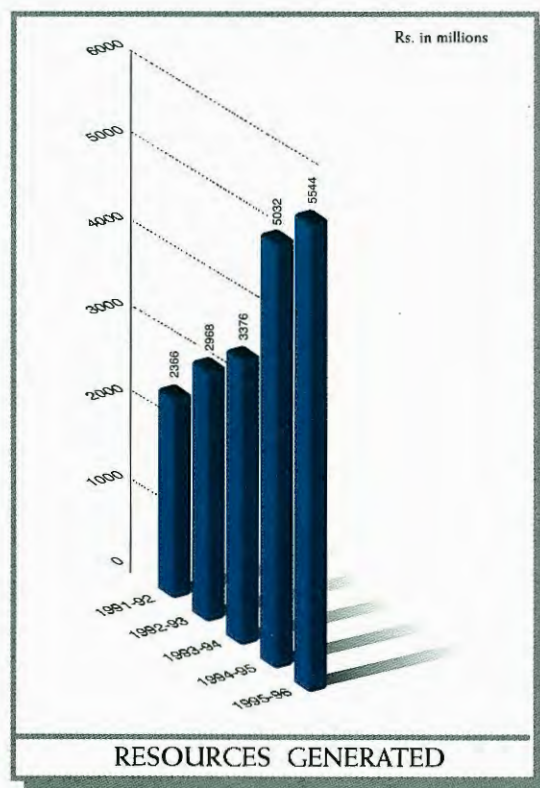
Public deposits, as on 31.3.1996 declined to Rs. 1,557.76

million (31.3.1995: Rs. 1,962.40 million). The amount of deposits matured but unclaimed at the end of the year was Rs. 5.89 million which pertained to 252 depositors.

Term loans as at 31.3.1996 stood at Rs. 760.13 million including Rs. 327.98 million on account of the balance of the World Bank loan (received through the Government of India). To meet the working capital requirements, borrowings were resorted to. Consequently, the Borrowings from banks and others increased to Rs. 2,923.08 million at the end of the year as compared to Rs. 1,213.03 million in the previous year. Despite this, the debt to equity ratio as on 31.3.1996 was a healthy 0.30.

Shareholding pattern

The shareholding pattern as on 31.3.1996 was: Government of India: 66.20%; BPC Employees : 3.79%; Financial Institutions: 23.89 %; Foreign Institutional Investors: 4.89%; and Other Companies and Individuals: 1.23%. The total number of shareholders stood at 13973.

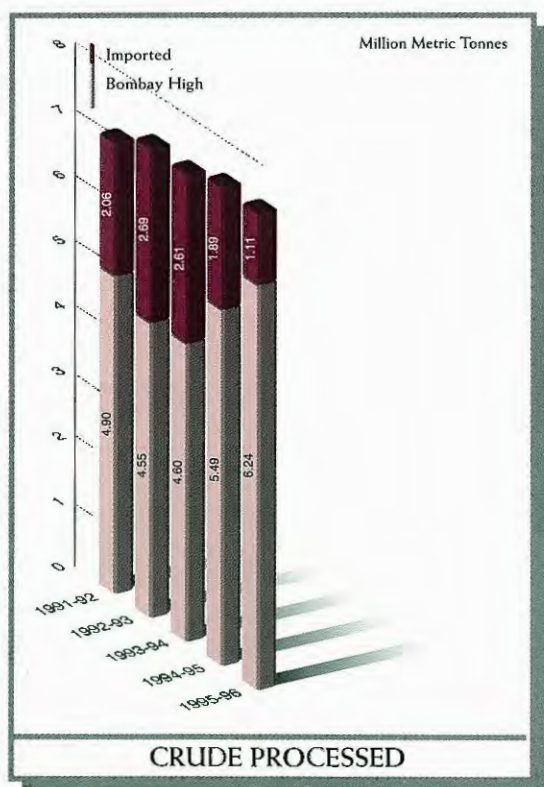




PERFORMANCE OF THE REFINERY

Crude Throughput

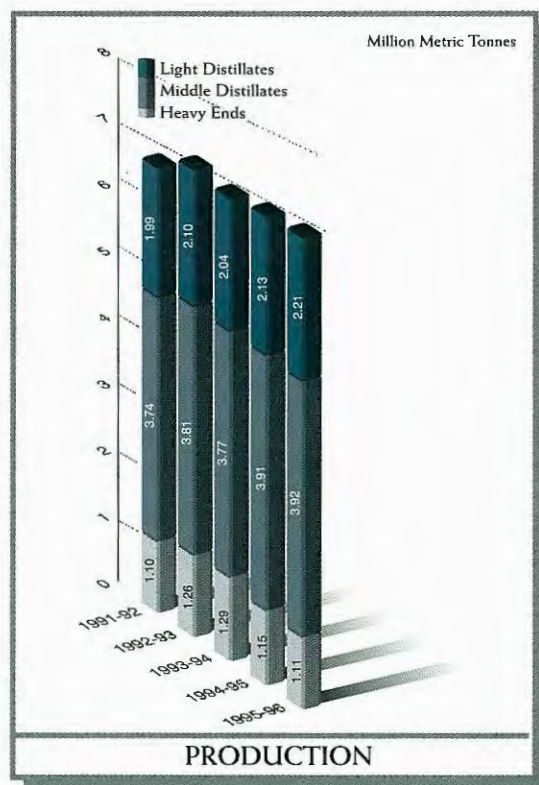
The refinery has been operating at a capacity utilisation of over 120% for the last four years, and during 1995-96 achieved capacity utilisation of 122.5% with a crude throughput of 7.35 MMT. This was marginally lower than the throughput of 7.38 MMT achieved during 1994-95 due to the planned shutdown of the catalytic cracking unit for modernisation. The refinery also processed 104,360 tonnes of Natural Gasoline Liquid.



Production

The total production of refined products during the year was 7.24 million tonnes of which light and middle distillates accounted for nearly 30.56% and 54.20% respectively. The refinery achieved all time high production levels of LPG (279,469 tonnes), Hexane (26,819 tonnes) and Mineral Turpentine Oil (73,428 tonnes).

The production of Aromatics (Benzene and Toluene) marginally increased to 73,757 tonnes (1994-95: 70,948



tonnes) reflecting a capacity utilisation of 63.8%. Due to inadequate demand, the C₃ production had to be curtailed to 18,819 tonnes in 1995-96 as compared to 25,496 tonnes in 1994-95. BPC is making all endeavours to enhance the production at these plants.

The BPC refinery is producing "Low Lead Petrol" with a reduced lead content of less than 0.15 grams per litre. BPC has also supplied the first batch of HSD with a reduced sulphur content of 0.5% (by weight). These steps would go a long way towards the reduction of vehicular emissions.

Projects completed

The Dense Bed Catalytic Cracking Reactor was revamped with a modern riser cracker at a cost of Rs. 326 million. The project was commissioned in June 1995 and will enhance the yield of light and middle distillates thereby reducing the country's imports and saving precious foreign exchange.



Bharat Petroleum Corporation Limited

The fractionator system in the Catalytic Cracking Unit has been modified at a cost of Rs. 166 million. The project was commissioned in June 1995 and will improve heat recovery and product separation in the unit. Modification of the Gas Tail Unit and augmentation of treatment facilities for LPG and Gasoline were completed and commissioned in June 1995 at a cost of Rs. 377 million.

As part of the programme to reduce vehicular emissions from petrol driven vehicles, BPC's refinery commissioned Methyl Tertiary Butyl Ether (MTBE) manufacturing facilities during the year. Lead, which was hitherto being added in the petrol for enhancing the octane rating, will be replaced by MTBE. This will not only eliminate harmful lead emissions, but also make feasible the use of catalytic converters in cars to further reduce auto exhaust emissions. The facilities for the manufacture of MTBE, the first in the country, were put up at a cost of Rs. 327 million in February 1996. BPC now supplies the full requirement of Unleaded Petrol (ULP) in the city of Mumbai.

MARKETING PERFORMANCE

Efforts made to meet the growing demand

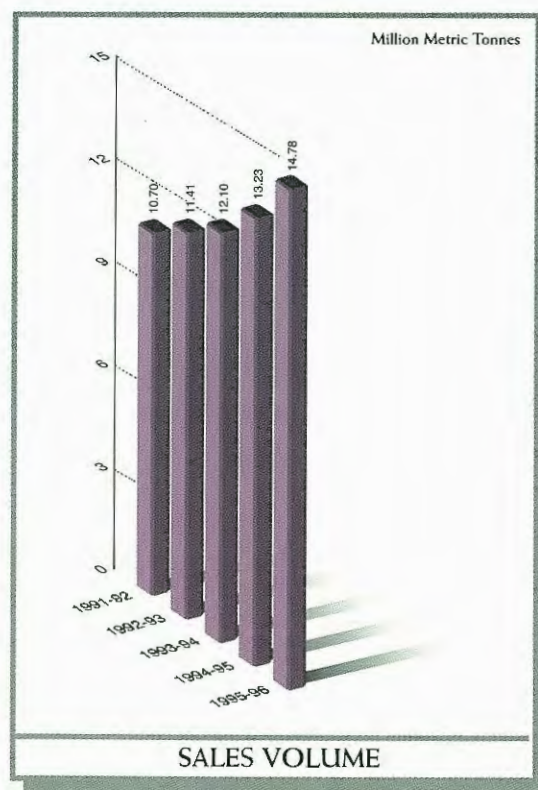
During the first few months of the year, the phenomenal increase in demand coupled with the various infrastructural and operational constraints led to a supply crisis particularly in the northern parts of the country. BPC, along with other members of the oil industry, took effective steps to augment the supply of petroleum products so that industrial and agricultural activities remained unaffected. The measures taken included round-the-clock operations at Installations/Depots, induction of a large number of new tanklorries, increase in lorry loading activities at all the locations and more effective utilisation of the rail wagon fleet. Due to meticulous planning and dedication of the Corporation's distribution and operations team, BPC could tide over the crisis and meet the demand for all the products.

Growth in sales

BPC's higher than the industry sales growth of 11.7% was achieved through better performance in High Speed Diesel (17.4%), Liquefied Petroleum Gas (13.3%), Aviation Turbine Fuel (10.1%), Superior Kerosene Oil (4.4%), Furnace Oil (20.4%), and Low Sulphur Heavy Stock (4.5%).

On the other hand, sales of Motor Spirit (12.5%), Naphtha (2.2%) - excluding exports of 627,235 tonnes through canalising agents, i.e. Indian Oil Corporation Ltd., SBP (14.8%), Mineral Turpentine Oil (9.3%) registered a lower growth than that of the industry.

The growth in other products, including lubricants, was negative. However, it needs to be mentioned that the combined sales of lubricants by BPC and its joint venture company, Bharat Shell Limited registered a reasonable growth over the previous year. All out efforts are being undertaken to improve the sales of these products.





Sale of unleaded petrol

When BPC introduced Unleaded Petrol (ULP) in 1995, it was initially provided at 53 retail outlets in the metro cities and 6 retail outlets on radial routes emanating from these cities. As on 31.3.1996, the number of BPC's retail outlets selling ULP have increased to 100. During 1996-97, BPC will make ULP available at many more retail outlets.

LPG Sales

LPG Sales increased by 13.3% to 925.1 thousand tonnes (TMT) (1994-95: 816.4 TMT). Correspondingly the market share improved from 23.8% to 24.1%. 515,000 new domestic consumers were enrolled and, in addition, 471,000 additional (second) cylinders were released to consumers. With this, at the end of the year, the total number of Bharatgas consumers stood at 6.023 million, 71% of whom hold two cylinders.

LPG bottling

The LPG filling at Marketing Bottling Plants amounted to 753,120 tonnes in 1995-96 (1994-95: 653,361 tonnes). Over the last five years, the filling quantity has almost doubled from a level of 384,644 tonnes achieved in 1991-92.



Blending of Lubricants

Blending of lubricants of BPC's blending plants at Wadilube and Budge Budge, which has been decreasing for the last few years, increased to 95,232 Kls during 1995-96, surpassing the annual levels achieved during 1992-95. This is however lower than the 105,932 Kls blended during 1991-92. Plans have been drawn up to improve the performance further.



Customer Service

Customer service has always been the guiding philosophy at BPC. Since dealers and distributors are the only contact with most of BPC's customers, a number of schemes were initiated, during the year, to upgrade the services at retail outlets and to motivate dealers and LPG distributors to provide courteous and prompt services to customers. Towards this end, the Chairman's/Director's Trophies were instituted and were awarded to those dealers who provided the highest standards of services and safety at their retail outlets.

BPC introduced comprehensive training programmes for the driveway salesmen and LPG delivery boys. These programmes cover aspects such as communication, attitudinal behaviour and forecourt services. Over 40 such courses were conducted during the year. These courses will be extended to provide a wider coverage.


The programme to build a corporate identity and establish



A strong retail presence with a network of 4312 retail outlets, 950 kerosene dealers and 1062 LPG distributors out of which nearly 58% retail outlets are Company controlled.



the brand image was continued. Since the retail outlet is the most visible face of BPC, efforts are being made to communicate with the customers through these outlets. Apart from enhancing the quality of service provided, a retail visual identity is being built up. The programme launched during the previous year to refurbish the visual manifestation of the retail outlets and LPG Distributorships continued during the year. Plans have also been drawn up to upgrade select retail stations to international standards.



A campaign has been launched in the national media. To enforce our desire to be viewed as a caring company, advertisements were released in the visual media on the safety aspect of LPG. The advertisements in the print media focus on what BPC stands for and moves on to focus on some of the retail outlets. The campaign has been extremely well received.

Retail Network

During the year under review, BPC commissioned 106 retail outlets and 12 SKO/Light Diesel Oil (LDO) dealerships. With this, the total number of retail outlets and SKO/LDO dealerships stood at 4312 and 950 respectively. In addition, 76 HSD Pumps were installed



in customers' premises. Three Railway Consumer Depots were also commissioned. 118 new LPG distributorships were appointed taking the number of LPG distributorships to 1062 spread over 550 towns.

BPC extended its aviation network by opening a new Aviation Fuelling Station at Madras International Airport. BPC now fuels aircraft at 17 airports.

Of the dealerships and distributorships commissioned, 32 retail outlets, 2 SKO/LDO dealerships and 22 LPG distributorships were under the financial assistance scheme extended to allottees belonging to the Scheduled Castes/ Scheduled Tribes.



Distribution Network

Product tankage of over 50,000 Kls was commissioned at various locations at a cost of Rs 337.2 million. These include a new depot at Gonda and two new Tap Off



Bharat Petroleum Corporation Limited



Points at Sanganer (Jaipur) and Salavas (Jodhpur) along the route of the Kandla-Bhatinda pipeline. With this, BPC's total tankages increased to 1,619,000 Kls. During the year, the depot at Srinagar was revived and Tank Truck loading facilities were commissioned at the Cochin Oil Installation.

At the close of the year under review, the distribution network comprised of 7 Coastal Installations, 4 Inland Installations, 3 Bunkering Installations, 7 Pipeline Tap Off Points, 60 Company Operated Depots, 62 Commission Operated /Special Agreement Depots and 25 Despatch Units. The total LPG bottling capacity at 18 plants stood at 886 thousand tonnes per annum (TMTPA) with a storage capacity of 47,445 tonnes.



In order to enhance transport capabilities, BPC inducted 31 Bogie Type Petroleum Pneumatic (BTPN) tankwagons under the Railways "Own Your Wagon Scheme". Orders have been placed for an additional 114 BTPN wagons. For bulk movement of LPG, a record number of 47 BTPGLN wagons were added to the existing fleet of 246 four wheeler and 86 eight-wheeler wagons. Order for 107 wagons is under execution. These bogie type wagons are much larger in size and therefore, they are not only more efficient but also provide economies of scale.

International Trade

The International Trade Division, which was formed two years ago to gain experience of dealing in oil markets, performed well during the year by handling imports of LPG (27,000 tonnes), SKO (95,118 tonnes), Low Sulphur Waxy Residue (441,340 tonnes) and Naphtha (150,000 tonnes) on behalf of parallel marketers/actual users.

HUMAN RESOURCES

Training & Development



Our G.M. (Fin-Mktg) receiving the shield awarded by ICAI for the best Presented Accounts of Public/Joint sector Companies for the year ended 31st March 1994 from Shri H.R. Bharadwaj, Union Minister of State for Law, Justice & Company Affairs.

The focus during the year under review was on workmen training to strengthen their commitment and to create a sense of belonging. Accordingly, 227 Courses were conducted covering 3188 workmen. 141 in-house training courses for the Management staff were also conducted benefiting 1599 officers.



Staff were also nominated, on need basis, for the training programmes conducted by reputed institutions. Many of the above programmes covered security aspects, functional training, attitudinal development and health care for workmen. Besides, studies on the "Effectiveness of Training in BPC" and the "Organisational Climate and the Training Needs" were conducted to focus on training in the right areas.

Recruitment

During the year under review, 99 staff were recruited in the Management cadre of which 21 belonged to Scheduled Castes (SCs), 10 to Scheduled Tribes (STs) and 26 to Other Backward Classes (OBCs). In the non-Management cadre, of the 175 persons recruited, 44 belonged to SCs, 22 to STs and 47 to OBCs.

The information regarding employees' particulars required under Section 217 (2A) of the Companies Act, 1956, read with Companies (Particulars of Employees) Rules, 1975, is attached.

Industrial Relations

An all-India settlement covering a period of five years from 1.6.1993 was signed on 7.4.1995 with workmen in the Marketing Division. Another five-year-settlement (effective from 1.4.1995) on Promotion Policy covering all the workmen in the Marketing Division was also signed. This settlement, which introduced avenues for progression as well as flexibility of operations, was acclaimed by the Labour Directorate as a path breaking resolution setting up new directions in Union - Management relationship in the public sector.

In the Refinery, a Memorandum of Understanding was signed with two of the three Refinery unions (Bharat Petroleum Corporation (Refinery) Employees' Union and Petroleum Workmen's Union - representing between them

78% of the workmen) for a period of 5 years effective from 1.1.1992 covering wages and other conditions of service. These historical settlements, which put to an end almost two decades of impasse have ushered in a new era in industrial relations in the Refinery. Negotiations are underway with the third union namely Bharat Petroleum Process Technicians and Analysts Union, and the Directors hope that these negotiations will ultimately culminate in an amicable solution.

IMPROVEMENT IN PRODUCTIVITY

BPC is continuously striving to achieve optimum performance in terms of control over cost and improvements in performance both in the refining and marketing operations. The levels of capacity utilisation at



the Refinery have been consistently high. Besides, efforts are directed at improving the yield pattern. The crude throughput per employee which is a significant measure of efficiency has been on the uptrend. It has reached a level of 4721 tonnes per employee from the level of 4559 tonnes achieved in 1991-92. The sales per employee has been consistently rising over the years, increasing to 2534 Kls in 1995-96 as against 1848 Kls in 1991-92. Similarly, the quantity of LPG filled per employee has jumped from 333 tonnes in 1991-92 to 571 tonnes in 1995-96.

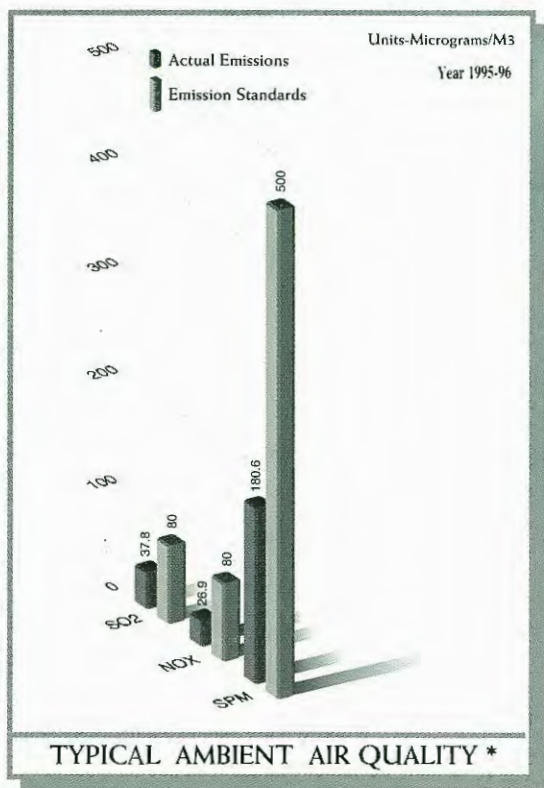


Bharat Petroleum Corporation Limited

Achieving cost efficiencies will continue to be the focus of attention in BPC so as to be able to meet the customer's expectations in the most efficient manner.

ENVIRONMENT

BPC is conscious of its responsibility towards the environment. Improved technologies, wherever feasible,

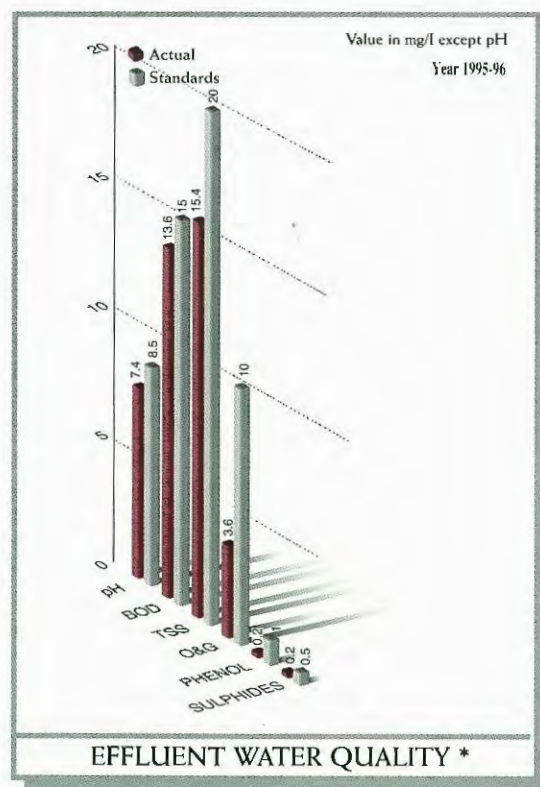


* VIS-A-VIS STATUTORY STANDARDS AT BPCL REFINERY

are adopted. Effective measures to monitor and control gaseous emissions and liquid effluent discharges are undertaken. In fact, the emission levels at the Refinery are lower than the levels permitted under the requirements laid down by Central Pollution Control Board and Maharashtra Pollution Control Board.

SAFETY

During the year, the Refinery achieved one million man-hours without Lost Time Accident on two occasions.



In different parts of the country, 888 safety clinics, covering 83754 persons were organised to train consumers on the safety aspects of LPG. Besides this, 206 training courses covering 2834 LPG distributors' staff were also organised. To increase safety awareness and educate LPG consumers, BPC released three different types of advertisements on television. A 30 minute "docu-drama" on video was also produced for viewing at the LPG safety clinics.

"Hazard and Consequences Analysis" techniques are being



introduced at all LPG Bottling plants to enhance awareness on "Prevention and Response" in the matter of safety management. During the year, BPC received the Oil Industry Safety Directorate (OISD) Safety Award for 1992-93 for achieving the best overall safety performance amongst the LPG Marketing Organisations.

CONSERVATION OF ENERGY

Refinery

The refinery is constantly striving to optimise the use of energy by improvement in operations/maintenance as well as implementation of new projects. The steam condensate recovery system was augmented to improve the quality of condensate being used for steam generation in the boilers effecting raw water economy. Three existing Utility Boilers are being replaced by modern High Efficiency Boilers in a phased manner. Several surveys were also carried out on steam leaks and furnace efficiencies and necessary follow up actions taken to improve their performance.

Marketing

BPC endeavours to create a "Conservation Culture", especially in the rural sector. Considerable efforts are therefore directed at propagating the message of

conservation. 6028 different conservation activities were carried out during the year in the transport, agriculture, industry and domestic sectors which are large consumers of petroleum products.

To educate the rural masses, BPC's mobile publicity vans covered 367 villages in the States of Maharashtra, Madhya Pradesh, Orissa, Punjab and Goa. In these programmes, stress was laid on the conservation of kerosene, diesel and lubricants.



TECHNOLOGY ABSORPTION


Pursuant to Section 217 (1) (e) of the Companies Act, 1956 and the rules thereunder, the particulars with respect to the conservation of energy and the technology absorption, are furnished in the enclosed Form A and Form B respectively.

QUALITY MANAGEMENT

In 1995-96, BPC received ISO-9002 certification for three of its LPG Bottling Plants at Solapur, Trivandrum and Jaipur.

MEMORANDUM OF UNDERSTANDING

For the sixth successive year, a Memorandum of Understanding (MOU) was entered into with the Ministry of Petroleum & Natural Gas. The performance rating



A extensive supply and distribution network of 22 installations, aviation stations, 60 depots, 24 despatch units and 19 LPG bottling plants and 7 pipeline tap off points.



awarded to the Corporation was "Excellent" for the year ended 31.3.1995. Based on an internal evaluation of performance for the year under review (during which emphasis was on financial performance), BPC once again merits, subject to approval by the Government of India, an "Excellent" rating.

FOREIGN EXCHANGE EARNINGS/OUTGO

	(Rs. Million)	
	1995-96	1994-95
1. Earnings in foreign exchange #	3,610.42	2,724.23
# includes receipt of Rs. 2,624.02 million (Rs. 2,272.64 million during the previous year) in Indian Currency out of the repatriable funds of Foreign Airline Customers		
2. Foreign Exchange Outgo on account of purchase of Raw materials, Chemicals, catalysts, spare parts, international trading activities etc.	865.26	428.13

CORPORATE CITIZENSHIP

BPC is well aware of the need to uplift the weaker sections of our society. The Corporation adopts villages under the Component and Tribal Sub-Plan and provides facilities like community centres, tube/borewells, educational support, medical facilities, vocational guidance and training to make the villagers self reliant and improve their general standard of living. During 1995-96, 5 SC/ST villages of Ramathenga (Orissa), Brindabanpur and Farikadanga (West Bengal), Neelgarh (Madhya Pradesh), and Kadambankulam (Tamil Nadu) were adopted. With this, 19 villages have so far been adopted by BPC.

BPC also sponsored a number of projects being undertaken by "Child Relief and You" (CRY), an independent charitable

body. These programmes are aimed at bringing about an improvement in health, nutrition, education and welfare.

For the third year in succession, BPC sponsored the Santosh Trophy which was held in Goa. The Corporation also continued its support for sports at the grassroot level.

OFFICIAL LANGUAGE IMPLEMENTATION

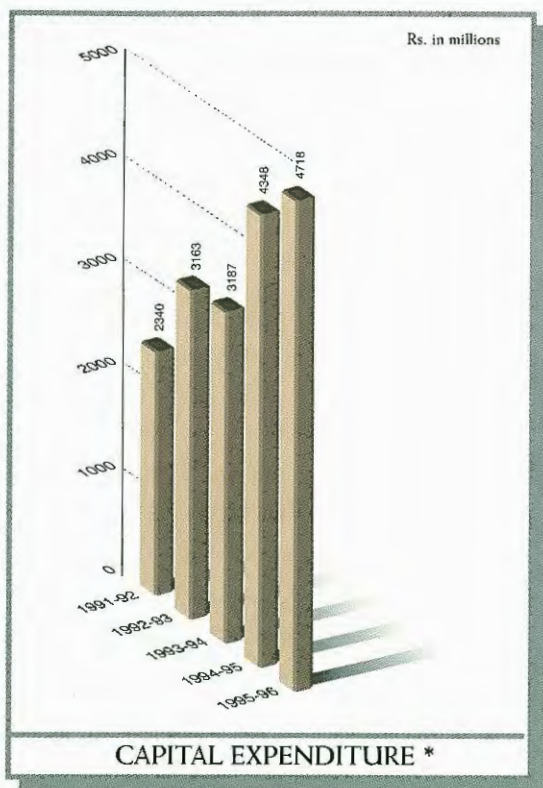
The progress made in the propagation and popularisation of Hindi is being reviewed and monitored by 33 Official Language Implementation Committees. Staff are nominated for Hindi training courses conducted by Rajbhasha Vibhag. Moreover, 50 Akshar software were procured for installation at various locations for promotion of use of the Official Language. The Chairman's Inter-Region Rajbhasha Rolling Trophy and the Incentive Scheme are being implemented to create competition and enhance implementation.

The Parliamentary Committee on Official Languages visited various offices and commended the efforts being made by the Corporation in Official Language implementation. Besides the in-house Hindi journal was adjudged the best amongst such in-house publications of various public sector undertakings.

CAPITAL EXPENDITURE

The total capital expenditure during the year under review amounted to a record Rs. 4,718 million. Since its takeover by the Government in 1976, BPC has incurred Rs. 32,923 million on capital expenditure, 95% of which (Rs. 31,115 million) has been met out of internal resources.


BPC's strategy has been on building infrastructure which will keep pace with the continued growth. BPC's massive distribution network, which has been so painstakingly built over the years, will remain our competitive strength in times to come. BPC is currently executing projects with an estimated cost of around Rs. 16,000 million.



MAJOR PROJECTS IN PROGRESS

Refinery

Gas Oil Desulphurisation Facilities are being put up to produce HSD with a maximum sulphur content of 0.25% (by weight). The reduction in sulphur content is in line with the stipulations of the Government of India which are aimed at controlling air pollution. The estimated cost of this project is Rs. 4,500 million. The process licensor has been selected and the basic engineering is in progress. The Detailed Feasibility Report, prepared by Engineers



India Limited, is under scrutiny and will be forwarded to the Government shortly. After obtaining the Government's approval for the Detailed Feasibility Report, construction will commence. The scheduled date for completion is 1.4.1999.

The three existing utility boilers are being replaced by modern high efficiency boilers in a phased manner at an estimated cost of Rs. 320 million. The project is expected to be completed by September 1997.

Two crude oil storage tanks, with an effective capacity of 40,000 tonnes each, were under construction during the last year. Construction of one of these tanks has been completed. The other tank is expected to be completed by December 1996. The total cost of these tanks, including the facilities, is estimated at Rs. 306 million.

The High Vacuum Unit is being revamped to be able to sustain uniform crude throughput rate during processing of either Bombay High or imported crude. Detailed engineering and procurement activities are in progress. The project is expected to be completed by April 1997 at an estimated cost of Rs. 180 million.

Marketing

BPC is laying the 250 kilometre product pipeline between Mumbai and Manmad. With the commissioning of this pipeline, the loading point will shift from Mumbai to Manmad and this will result in decongesting the traffic in Mumbai. The process package has been completed substantially and the tankage work at Manmad has commenced. The project is expected to be completed on



* ENTIRE CAPITAL EXPENDITURE WAS FINANCED THROUGH INTERNAL RESOURCES



schedule by April 1998. The estimated cost of this project is Rs. 3,986 million.

Additional product tankages with a capacity of 432,705 kls are under construction at 22 locations. The estimated cost of setting up these tankages is Rs. 3,433 million. Most of these tankages are likely to be commissioned during the year 1997-98.

Construction of the LPG Bottling Plants at Calcutta (22 TMTPA), Madras (22 TMTPA) and Sultanpur (6 TMTPA) are in progress and these are expected to be commissioned by March 1997 at an estimated cost of Rs. 450 million.

MAJOR PROJECTS PLANNED

New depots are envisaged at 33 locations with a total tankage capacity of 454,000 Kls. Land for these depots is being acquired. To be set up at an estimated cost of Rs. 4,343 million, these depots will facilitate uninterrupted supply especially during peak seasons.

Approval has been received for putting up new LPG Bottling Plants at Goa, Beghusarai, Meerut, Dewas, Jhansi, Ferozabad, Burdwan, Raiganj, Gwalior, Bina, Buldhana, Tanjore and Vellore with a total bottling capacity of 162 TMTPA at an estimated cost of Rs. 1,800 million. At some of these locations, land is under acquisition.

A Product Terminal is planned at Bina with associated facilities for pipeline / rail / road despatch of products that will be available from the 6 MMTPA Refinery of Bharat Oman Refineries Limited (BORL). This project is estimated to cost Rs. 4,375 million and its completion will be synchronised with the refinery going onstream. The Government approval for the implementation of the project is awaited.

JOINT VENTURES

Central India Refinery

The 6 MMTPA joint venture refinery being set up with Oman Oil Company Ltd. (OOC) at Bina in Madhya Pradesh, with related crude oil import facilities consisting of Single Point Mooring (SPM) and Crude Oil Terminal (COT) at Vadinar (Gujarat), received Government approval in December 1995. The refinery is expected to be

completed in December 1999.

The estimated cost of the project is expected to be Rs. 52,770 million, (based on December 1994 prices) including a foreign exchange component of Rs. 16,860 million. BPC will be investing 26% of the equity of BORL which is estimated at Rs. 5,490 million (based on a debt : equity ratio of 1.5 : 1).


Application has been made to the Secretariat of Industrial Approvals by BORL for obtaining the approval of foreign technology collaboration for Hydrocracker, Dewaxer, Naphtha Hydro Treater, CCR Reformer and Solvent Deasphalting Units. Bids for Project Management Consultant services are under evaluation. A major portion of land for the Refinery and its townships has been acquired and acquisition of the balance is underway. Similarly, land acquisition for COT and its township is also being undertaken. A high level taskforce has been set up by the Government of Madhya Pradesh to facilitate work of the cross-country pipeline.

Numaligarh Refinery Limited

In June 1995, approval of the Government was accorded for BPC's participation in the 3 MMTPA Refinery, being executed by Numaligarh Refineries Ltd. (NRL) at Numaligarh in Assam. The project with an estimated cost of Rs. 24,550 million (based on October, 1995 prices) is fast progressing and is expected to be completed by December 1998. The overall physical progress as on 31.3.1996 was about 31%. While BPC will contribute 32% of the equity of NRL, IBP Co. Ltd. and the Government of Assam will contribute 19% and 10% respectively. The balance 39% of the equity and debt are proposed to be raised from the public, Oil Industry Development Board and the financial institutions. Based on a debt : equity ratio of 2 : 1, BPC's contribution is expected to be Rs. 2,619 million.

Uttar Pradesh Refinery

BPC proposes to set up a 7 MMTPA grassroot Refinery in Sultanpur District, Uttar Pradesh through a Joint Venture Company to be incorporated in collaboration with Shell International Petroleum Co. Ltd. The Government of India



Large investments planned in Refineries, Pipelines, Distribution and Sales infrastructure to meet the growing demand.



has accorded approval for the foreign direct investment as well as for selection of Shell International Petroleum Co. Ltd. as a joint venture partner for setting up the Refinery. The project is estimated to cost Rs. 69,000 million at August 1995 prices. The joint venture partners together would be contributing equally towards 52% of the equity share capital. Based on a debt : equity ratio of 2 : 1, the equity investment by BPC would be Rs. 5,980 million. The balance 48% of the equity will be raised from the public. The project is expected to be mechanically completed in 42 months from the date of final approval of the Government. Approval of the shareholders for the investment in the proposed joint venture company will be sought on receipt of the final approval of the Government.

Bharat Shell Limited

Bharat Shell Limited (BSL), a joint venture with Shell Overseas Investments B.V., Netherlands, for marketing Shell branded lubricants in the country was incorporated during 1993-94. Shell branded lubricants were launched all over the country and were well received by the market. To cater to the growing demand for these lubricants, a state of the art blending plant is under construction at Taloja near Mumbai.

After having commenced parallel marketing of bulk LPG to industrial customers in 1994, BSL has during the year 1995-96, launched, "Shell Gas" for domestic customers. BSL is marketing LPG in 12 Kg cylinders. The product has been well received and 3 LPG retail outlets were commissioned during the year.

Two of the existing retail outlets of BPC in Mumbai and Delhi have been remodelled in line with Shell's Retail Visual Identity, as demonstration sites. Facilities have been provided keeping in mind the needs of the consumers. The concept of the "convenience shop" has also been introduced at these sites. The consumer response to these converted sites has been overwhelming and sales have registered a sharp increase. Plans are afoot to convert six more sites three each in Mumbai and Delhi, on the same lines.



Petroleum Infrastructure Limited

Petroleum Infrastructure Limited (PIL), a Joint Venture Company in collaboration with Gujarat Gas Company Limited (GGCL) was incorporated on 9.5.1995 to set up port terminals. The first terminal for import of LPG at Okha, Gujarat, is expected to be operational shortly. The feasibility of setting up infrastructure facilities at other suitable ports is being examined.

PROPOSED PUBLIC ISSUE

Currently, against the authorised capital of Rs. 2,000 million, the paid up equity share capital of BPC stands at Rs 1,500 million, comprising of 150 million shares of Rs 10 each. With a view to finance a part of the capital expenditure programme, BPC is planning a public issue of 15 million equity shares of Rs 10 each out of the balance authorised capital. The premium will be decided nearer the time of the issue. The shareholders consent is being sought for the proposed Public Issue at the Annual General Meeting.

After the issue, the Government holding will come down to 60.2% of the enhanced paid up capital. To meet the additional requirements of funds, issue of GDRs/ADRs is under consideration.

FUTURE OUTLOOK

BPC has been performing well over the years. However, the management realises that they cannot rest on the laurels earned. The opening up of the economy presents



Bharat Petroleum Corporation Limited

great opportunities for BPC. In order to take full advantage of these opportunities, persistent efforts are being made to improve the overall organisational performance.

BPC has made significant start towards building up of its corporate and brand image. Customer satisfaction is accorded the top most priority. Steps are being initiated to re-engineer the Company.

In order to create further value addition, BPC is studying the feasibility of setting up plants to manufacture petrochemicals. BPC is also looking for opportunities for diversification in related areas. Emphasis continues to be placed on strengthening the sales and distribution infrastructure besides augmenting product availability and yield improvements at the Refinery. Having regard to all these factors, the Directors are confident of a bright future ahead for your Corporation.

DIRECTORS

During the year, Shri M.K. Misra, resigned as Director effective 29.12.1995 on his relinquishing the charge of the post of Advisor (Traffic), Railway Board. Besides, Shri R.K. Varma, Director (Marketing), resigned effective 21.8.1995 on his being nominated by BPC as Managing Director of BORL. The Board has placed on record its appreciation of the valuable services rendered by Shri Misra and Shri Varma.

Shri Shanti Narain, Advisor (Traffic), Railway Board, Shri V.K. Raina, Executive Director (LPG) and Shri M.B. Lal, Director, Madras Refineries Ltd., were appointed as Additional Directors under Article 77A of the Articles of Association of the Corporation effective 10.1.1996, 1.2.1996 and 16.4.1996 respectively. While Shri Raina also assumed the office of Director (Marketing) effective 1.2.1996, Shri M.B. Lal assumed office of Director (Refineries) effective 23.5.1996 in pursuance of their appointments by the President of India under Article 77(1)(d) of the Articles of Association of the Corporation. Shri Shanti Narain, Shri V.K. Raina and Shri M.B. Lal, having been appointed as Additional Directors, hold their offices till the ensuing Annual General Meeting and are eligible for re-appointment as Directors at the said Meeting.

As per provisions of Section 256 of the Companies Act,

1956, Shri S.K. Bedi, Director (Personnel) and Shri Nirmal Singh, Joint Secretary (Refinery), MOP & NG, will retire by rotation at the ensuing Annual General Meeting and are eligible for re-appointment as Directors at the said meeting.

AUDITORS

On the advice of the Comptroller and Auditor General of India, Messrs. Dalal Desai & Kumana and Messrs. Borkar & Muzumdar, Chartered Accountants, Bombay, were appointed by the Government of India as Auditors for the year 1995-96 under Section 619 (2) of the Companies Act, 1956. They will hold office till the end of the ensuing Annual General Meeting. The Government of India will be approached for the appointment of Auditors for the year 1996-97.

ACKNOWLEDGEMENT

The Directors wish to place on record their sincere appreciation of the valuable services rendered by the employees at all levels without which BPC would not have performed so well. The Directors are confident that with the employees continued support, BPC will improve both its services to the customers and its overall performance.

The Directors take this opportunity to convey their appreciation of the services rendered and support given by the Dealers and Distributors all over the country to improve the services to the customers.

The Directors also express their thanks to the large number of valued customers for their patronage and gratefully acknowledge the guidance and support received from the Central and State Governments and Union Territory Administrations.

For and on behalf of the Board of Directors

Place : Mumbai
Date : 15/7/1996

U. SUNDARARAJAN
CHAIRMAN &
MANAGING DIRECTOR



FORM A

Form for disclosure of particulars with respect to conservation of energy

A. Power & Fuel Consumption	1995-96	1994-95
1. Electricity		
a. Purchase		
Unit Million KWH	10.89	18.30
Total Amount (Rs. million) *	75.17	85.20
Rate/Unit (Rs./KWH) #	6.90	4.66
b. Own Generation		
(i) Through Diesel Generator		
Units per litre of Diesel (cost/unit)	Nil	Nil
(ii) Through Steam Turbine/Generator Units Million KWH @	2.70	2.19
(iii) Captive Power Plant		
Power Generation Units - Net (Million KWH)	186.06	163.95
Fuel Consumption Qty (MT)		
Bombay High Associated Gas	70,122	56,916
Gas Oil	3,677	1,581
Refinery Gas	7,057	16,930
Cost/Unit (Rs./KWH)	1.11	0.99
2. Coal	Nil	Nil
3. Furnace Oil/Liquid Fuel (LSHS)		
LSHS Qty (MT)	1,70,776	1,60,175
Total amount (Rs. million)	276.03	240.70
Avg. Rate (Rs./Unit)	1616.34	1502.76
Gas Oil Qty (MT)	3,677	1,581
Total amount (Rs. million)	10.27	4.41
Avg. Rate (Rs./Unit)	2791.87	2791.87
4. Other Internal Generation		
Refinery Gas Qty (MT)	87,534	86,032
Total cost (Rs. million)	165.44	151.18
Rate (Rs./Unit)	1890.02	1757.21
Bombay High Associated Gas++	4,348	1,423
Total Cost (Rs. million)	12.54	3.25
Rate (Rs./Unit)	2884.55	2285.25

* Includes maximum demand charges of Rs. 50.32 million for 1995-96 and Rs 44.96 million for 1994-95.

Rate is higher compared to 1994-95 mainly due to revision in demand charges from Rs.130 / KVA to Rs.185 / KVA w.e.f. 01.08.94 and lower quantity of power purchased.

++ Excludes Bombay High Associated Gas (BHAG) quantity of 70,122 MT in 1995-96 and 56,916 MT in 1994-95 for Captive Power Plant.

@ Cost per unit of power generation through steam turbine/generator (TG set in FCCU which is an integral part of the unit) is not applicable as the power produced is a by product of steam generated from a waste heat boiler.



Bharat Petroleum Corporation Limited

B. Energy Consumption per unit of Crude processed

	Units	Standards (if any)	1995-96	1994-95

Electricity	Kg/mt		6.16	5.76
Furnace Oil/LSHS	Kg/mt		23.22	21.67
Coal	—		—	—
Refinery Gas (Excluding CPP)	Kg/mt		11.90	11.65
BHAG (Excluding CPP)	Kg/mt		0.59	0.19
TOTAL			41.87	39.27

Energy consumption per unit of crude processed for the year 1995/96 is higher than last year mainly due to commissioning of new facilities e.g. MTBE etc., and higher production of Solvents and Benzene/Toluene.

*** The product pattern of Refinery is governed by supply/demand scenario of products and Government directives. It is also a function of quantity/type of crude processed which varies. In view of this, no fixed consumption parameter can be attributed to a particular product.



FORM B

Form for disclosure of particulars with respect to absorption

RESEARCH & DEVELOPMENT (R&D)

1. Specific areas in which R & D being carried out by Company :

A. AT REFINERY

- (a) Development of catalyst for sweetening of finished products (LPG, Gasoline, Aviation Turbine Fuel) to meet BIS specifications.
- (b) Research Projects are in progress with Indian Institute of Petroleum (IIP), Dehradun which are application oriented mainly aimed at improving existing operation in Aromatics Unit.
- (c) Development of Normal Methyl Pyrrolidone (NMP) in place of Sulpholane as an extraction solvent for Special Boiling Point Solvent / Hexane unit. The process package for the same has been prepared by Indian Institute of Petroleum, Dehradun and the same is being studied.

B. AT MARKETING

Corporation has developed following Oils :

- (a) Completed development work on Multigrade Rail Road Engine Oil & submitted proposal to M/s Research Designs & Standards Organisation for field evaluation.
- (b) Environmental Friendly Low Smoke 2T Oil, i.e. Bharat Auto Champ exceeding Japanese Automotive Standards Organisation FB and American Petroleum Institute TC Specification was developed specifically for Auto Rickshaws.
- (c) Long Drain Super High Performance Diesel Engine Oils - meeting MB 228.2/3 CCMC D5 and IS:13656/93 (E-DL4) specification. Pursuing field evaluation jointly with major Original Equipment Manufacturers.
- (d) High Performance Diesel Engine Oil, Bharat Ultra Supreme CT 15 W- 40, meeting API CF-4 specification has been approved by M/s. Hindustan Motors for their Earth Moving equipment.
- (e) Customer specific products, Bharat Triponol D and Bharat Metamol T220 developed and have been approved by M/s Tata Electric and Locomotive Co. Ltd. (TELCO) for their critical applications.
- (f) High Performance Gasoline Engine Oil, Bharat Automol SGD 15W-40 meeting API SG/CD Specification for Cielo Cars of M/s DCM Daewoo.
- (g) Considerable work has been completed on the development of Two Stroke Diesel Engine Oil meeting API CF-2 Specification and the present requirement of this segment is being met based on the approval obtained on Bharat RR 940 from M/s Larsen & Toubro for their DDC series of DG Sets.

2. Benefits derived as a result of the above R & D :

A. AT REFINERY

The benefits will be evaluated after completion of the studies / programmes.

B. AT MARKETING

Benefits are given in seriatim for the above

- (a) On successful field evaluation and commercialisation, this oil is expected to give a substantial benefit to Indian Railways in conserving precious Diesel fuel and Engine oil.
- (b) First Oil Company in India having conducted exhaustive field trials in Auto Rickshaws for about a year. Based on the field performance, this product is expected to reduce the operating cost substantially besides reducing visible exhaust smoke emissions.



Bharat Petroleum Corporation Limited

- (c) These oils are expected to double the existing drain interval besides enhancing the engine life.
- (d) This oil has the potential to increase engine life of earth moving equipment operating under most arduous conditions.
- (e) These are tailor made products meeting stringent requirements of M/s. Telco and are expected to help in increasing market participation.
- (f) Meets the critical lubrication requirements of high performance passenger cars introduced by International Automobile giants.
- (g) This oil is being developed to meet the lubrication requirements of 2 stroke Diesel Engines used in DG sets operating on Low Sulphur Diesel Fuels being introduced in Indian market.

3. Future plan of action :

A. AT REFINERY

- (i) A pilot plant study for evaluating the performance of INDION-130 as a catalyst in the manufacture of Methyl Tertiary Butyl Ether (MTBE), is being considered with M/s. Ion Exchange (India) Ltd. This study will enable us to develop indigenous catalyst as an alternative to existing imported catalyst for manufacture of MTBE.
- (ii) Study on development of superior reactor internals for existing Bitumen blowing reactor to maximise capacity and value addition capabilities of our Bitumen Blowing Unit (BBU).

B. AT MARKETING

Corporation has taken up the development of following Oils -

- (a) High Performance Compressor Oil.
- (b) Marine Engine Oils.
- (c) Antiwear circulating oil for Steel Plant.
- (d) Partially Synthetic 2 Stroke Oil meeting proposed Global ISO specification.
- (e) Genuine Oils for major Original Equipment Manufacturers.
- (f) Multifunctional fuel additives.

4. Expenditure on R & D during 1995/96 :

(Rs. in Million)

Capital Expenditure	15.66
Recurring Expenditure	11.23
Total	26.89
Total R & D expenditure as a % of total turnover	Negligible

TECHNOLOGY ABSORPTION, ADAPTATION AND INNOVATION

1. Efforts, in brief, made towards technology absorption, adaption and innovation :

- (a) As a part of Pollution Abatement Programme for motor vehicles using petrol and in line with Lead Phase Down Programme, as per directive of Govt., facilities were installed for manufacture of Methyl Tertiary Butyl Ether (MTBE), an Octane booster for production of "Unleaded Motor Spirit / Low Lead Motor Spirit" based on process technology from M/s. Snamprogetti, Italy.
- (b) One of the Secondary Processing Units i.e. Catalytic Cracking Unit (CCU) was revamped by converting old dense bed cracker to riser cracker configuration for yield improvement. This project which is first



of its kind in India was executed with M/s. Shell International Oil Products B.V., Netherlands (SIOP) as process licensors.

- (c) Gamma Ray Scanning was carried out to understand flow dynamics in packed stabiliser column.
2. Benefits derived as a result of the above efforts, e.g. product improvement, cost reduction, product development, import substitution etc.
 3. In case of imported technology (imported during last five years reckoned from the beginning of the financial year), following information may be furnished :
 - a) Technology imported :
 - i) Dynamic Matrix Control (DMC) Technology from M/s. DMCC, USA for Advance Control and Optimisation in one of the Secondary Processing Units.
 - ii) Bimetallic catalyst (from M/s. Procatalyse, France) usage and single plate type heat exchanger (from M/s. Packinox, France) in Catalytic Reforming Unit (CRU).
 - iii) Conversion of dense bed cracker to riser cracker in one of the Catalytic Cracking Units with technology from M/s. Shell International Oil Products B.V., Netherlands (SIOP).
 - iv) Production of Methyl Tertiary Butyl Ether (MTBE) using technology from M/s. Snamprogetti, Italy.
 - b) Year of import :

i) Dynamic Matrix Control Technology	:	1993
ii) Bimetallic Catalyst and plate type Heat exchanger in CRU	:	1994
iii) Conversion of dense bed cracker to riser cracker	:	1995
iv) MTBE Process Technology	:	1996
 - c) Has technology been fully absorbed ? :
Yes.
 - d) If not fully absorbed areas where this has not taken place, reasons therefor and future plans of action :
Not applicable



Bharat Petroleum Corporation Limited

ANNEXURE TO THE DIRECTORS' REPORT

REVIEW OF THE ACCOUNTS OF BHARAT PETROLEUM CORPORATION LTD. FOR THE YEAR ENDED
31st MARCH, 1996 BY THE COMPTROLLER AND AUDITOR GENERAL OF INDIA

1. Financial Position

The table below summarises the financial position of the Company for the last three years:-

	1993-94	1994-95	(Rs. in Million) 1995-96
Liabilities			
(a) Paid-up Capital	500.00	1,500.00 #	1,500.00 #
(b) Reserves & Surplus			
(i) Free Reserves & Surplus			
(a) Capital Reserve	0.00	7.99	7.99
(b) General Reserve	10,199.18	11,666.64	15,044.05
(ii) Committed Reserves	821.32	780.62	765.96
(c) Borrowings from			
(i) Government of India *	450.83	389.41	327.98
(ii) Others			
Long term loans	843.38	510.84	483.86
Short term loans	1,362.92	1,213.03	2,873.08
Public Deposits	1,399.85	1,962.40	1,557.76
Interests accrued & due	1.37	2.36	1.11
(d) Current Liabilities & Provisions			
(i) Sundry Creditors	6,911.48	4,471.62	4,273.87
(ii) Provision for Dividend	165.00	495.00	495.00
(iii) Other Liabilities and Provisions	7,328.67	8,856.45	11,297.51
Total	29,984.00	31,856.36	38,628.17
Assets			
(e) Gross Block	20,776.34	24,943.85	29,748.60
(f) Less: Cumulative Depreciation	9,943.89	12,452.47	14,562.05
(g) Net Block	10,832.45	12,491.38	15,186.55
(h) Capital work-in-progress	2,908.23	2,963.12	2,753.61
(i) Investments	1,500.09	2,422.89	1,657.98
(j) Current Assets, Loans & Advances			
(i) Inventories	8,924.91	5,681.53	6,289.80
(ii) Sundry Debtors	2,510.84	3,806.77	4,318.00
(iii) Cash & Bank Balance	956.38	2,012.68	2,286.36
(iv) Loans & Advances	2,343.10	2,450.08	6,116.12
(v) Other Current Assets	8.00	27.91	19.75
Total	29,984.00	31,856.36	38,628.17



(k) Working Capital (j-d)	338.08	155.90	2,963.65
(l) Capital Employed (g+j-d)	11,170.53	12,647.28	18,150.20
(m) Networth [a+b (i)]	10,699.18	13,174.63	16,552.04
(n) Networth per Rupee of equity capital (Rs.) (m/a)	21.40	8.78 #	11.03 #

After issue of bonus shares in the ratio of 2:1

* Relending of World Bank Loan

Note : The figures for the year 1994-95 have been regrouped in respect of sundry creditors, other liabilities & provisions, investments, inventories and loans & advances. However, figures for the year 1993-94 have not been regrouped.

2. Debt equity ratio

The debt equity ratio of the Company was 0.14:1 in 1995-96 as against 0.22:1 in 1994-95 and 0.25:1 in 1993-94.

3. Reserves & Surplus

The reserves and surplus of the Company were 10 times its paid up capital as on 31st March, 1996 as against 8 times as on 31st March, 1995 and 20 times as on 31st March, 1994. The Company had issued two bonus shares against each equity share during 1994-95 by capitalisation of general reserve.

4. Investments

The Company's investments have decreased from Rs.2422.89 million as at the end of 31st March, 1995 to Rs.1657.98 million as at the end of 31st March, 1996. The decrease is mainly due to:

(Rs. in Million)

a) Sale of Units 64 of Unit Trust of India	1,159.03
b) Maturity of Certificate of Deposits with Scheduled Banks	483.86

However, there were increases in Investments in Joint Venture Companies to the extent of Rs.886.81 million.

During the year, the Company earned the following yields on its short term placement of surplus funds:

Particulars	Duration	Yield
Inter Corporate Deposits	31-185 Days	14%
Deposits with Banks	46-91 Days	9-12%
Certificate of Deposits of Banks/Bonds/Deposit Schemes of Financial Institutions	5-117 Days	8-18.17%

As against weighted average cost of borrowing of 13.44% (7.26% post tax), the weighted average yield on investments during the year was 18.23% (9.84% post tax).



Bharat Petroleum Corporation Limited

5. Sources and Utilisation of Funds

Funds amounting to Rs.8,962.94 million from internal and external sources were realised as well as utilised during the year as per details given below:

Sources of Funds

(Rs. in Million)

a) Funds generated from operation:		
Profit after tax	3,857.75	
Add: Depreciation	2,180.98	
Less: Profit on sale/write off of fixed assets	16.53	
	6,022.20	
b) Sale/write off of fixed assets		99.68
c) Increase in loan funds		1,165.75
d) Reduction in Investments		764.91
		8,052.54

Utilisation of Funds

a) Addition to fixed assets/capital work in progress		4,749.79
b) Increase in working capital :		
Increase in current assets,		
loans and advances	5,051.06	
Less: Increase in current liabilities and provisions		
(excluding provision for dividend)	2,243.31	2,807.75
c) Dividend paid		495.00
		8,052.54

6. Liquidity

- a) The liquidity of the Company in terms of percentage of current assets to total net assets of the Company was 49 in 1993-94, 44 in 1994-95 and 49 in 1995-96.
- b) The percentage of current assets to current liabilities (including provisions) which is one measure of liquidity was 118 in 1995-96 as against 101 in 1994-95 and 102 in 1993-94.
- c) The percentage of quick assets (Sundry Debtors, Loans & Advances and Cash & Bank Balances) to Current Liabilities (excluding provisions) which is another measure of liquidity was 85 in 1995-96 as against 63 in 1994-95 and 42 in 1993-94.

7. Working Capital

- a) The working capital of the Company as on 31st March, 1994, 1995 and 1996 was Rs.338.08 million, Rs.155.90 million and Rs.2963.65 million respectively.
The increase in working capital during the current year was mainly due to increase in Inventories and Loans & Advances. The percentage of working capital to sales as on 31st March, 1994, 1995 and 1996 was 0.57, 0.21 and 3.37 respectively.
- b) The percentage of working capital to capital employed as on 31st March, 1994, 1995 and 1996 was 3.0, 1.2 and 16.3 respectively.



8. Working Results

The working results of the Company during the last three years are given below :

	(Rs. in Million)		
	<u>1993-94</u>	<u>1994-95</u>	<u>1995-96</u>
a) Net Sales (excluding excise duty)	59,662.05	75,855.26	87,964.58
b) Profit before tax	3,623.83	4,578.48	6,527.75
c) Profit after tax	2,153.83	2,888.48	3,857.75
d) Percentage of profit before tax			
i) to Sales	6.1	6.0	7.4
ii) to Capital Employed	32.4	36.2	36.0
e) Percentage of profit after tax			
i) to Networth	20.1	21.9	23.3
ii) to Capital Employed	19.3	22.8	21.3

Profit for the current year includes an amount of Rs.2,043.50 million on account of margin updation and other claims relating to previous years. Similar claims were Rs.1,281.52 million in 1994-95 and Rs.1,260.22 million in 1993-94.

The profit before tax has gone up by Rs.1,949.27 million, which was mainly due to higher margins consequent to higher sales, increase in other pool claims, increase in miscellaneous income etc.

Overall growth rate of sales volume for 1995-96 was 11.7 percent as against 9.3 percent during 1994-95.

9. Inventory

The inventory position as at the end of last three years is as follows :

	(Rs. in Million)		
	<u>1993-94</u>	<u>1994-95</u>	<u>1995-96</u>
i) Raw materials	3,692.58	1,255.04	1,206.17
ii) Stores & spares (including in transit)	932.51	888.50	992.85
iii) Stock-in-process	51.90	87.15	45.93
iv) Finished goods	4,050.00	3,278.04	3,865.47
v) Packages	197.92	172.80	179.38

a) The stock of raw materials at the close of each year was equivalent to about 0.8 months' consumption in 1995-96 as against 0.8 months' in 1994-95 and 2.8 months' in 1993-94.

b) The stores and spares (including packages) at the end of 1995-96 represented 9.3 months' consumption as against 8.2 months' in 1994-95 and 7.9 months' in 1993-94.

c) Finished goods at the end of the year amounted to about 0.5 months' sales during 1995-96 as against 0.5 months' in 1994-95 and 0.8 months' in 1993-94.

Note : There has been a change during the year in the presentation of Inventories given/taken on loan to/from other oil companies and accordingly figures have been recasted, but for 1993-94 and thus the figures are not comparable to that extent.



Bharat Petroleum Corporation Limited

10. Sundry Debtors

- a) The position of sundry debtors for the last three years ending 31st March, 1996 is as follows:

Year	Sundry Debtors	Debts considered doubtful & provided for	(Rs. in Million) Percentage of of Debtors to Sales
1993-94	2,568.47	57.63	4.00
1994-95	3,906.19	99.42	4.82
1995-96	4,461.50 \$	143.50	4.82

\$ This includes a sum of Rs.337.60 million recoverable from one industrial customer. The matter is under arbitration.

- b) The following table indicates the debts outstanding for more than one year as on 31st March, 1996 :

	(Rs. in Million)	
	Government Department & Undertaking	Others
i) Debts outstanding for more than one year but less than two years	239.67	156.88
ii) Debts outstanding for more than two years but less than three years	106.23	92.35
iii) Debts outstanding for three years and more	101.17	52.42
	<u>447.07</u>	<u>301.65</u>

11. Dividend

The Company has proposed a dividend of 33 percent for the year 1995-96. The dividend paid for the year 1994-95 and 1993-94 was 33 percent. The dividend payout ratio, calculated as a percentage of total dividend paid/proposed to profit after tax during the last three years ending 31st March, 1996 was 7.7, 17.1 and 12.8 respectively.

Mumbai
12 June, 1996

NIRANJAN PANT
Principal Director of Commercial
Audit & Ex-Officio Member, Audit Board



COMMENTS OF THE COMPTROLLER AND AUDITOR GENERAL OF INDIA UNDER SECTION 619(4)
OF THE COMPANIES ACT, 1956 ON THE ACCOUNTS OF BHARAT PETROLEUM CORPORATION
LIMITED FOR THE YEAR ENDED 31st MARCH, 1996.

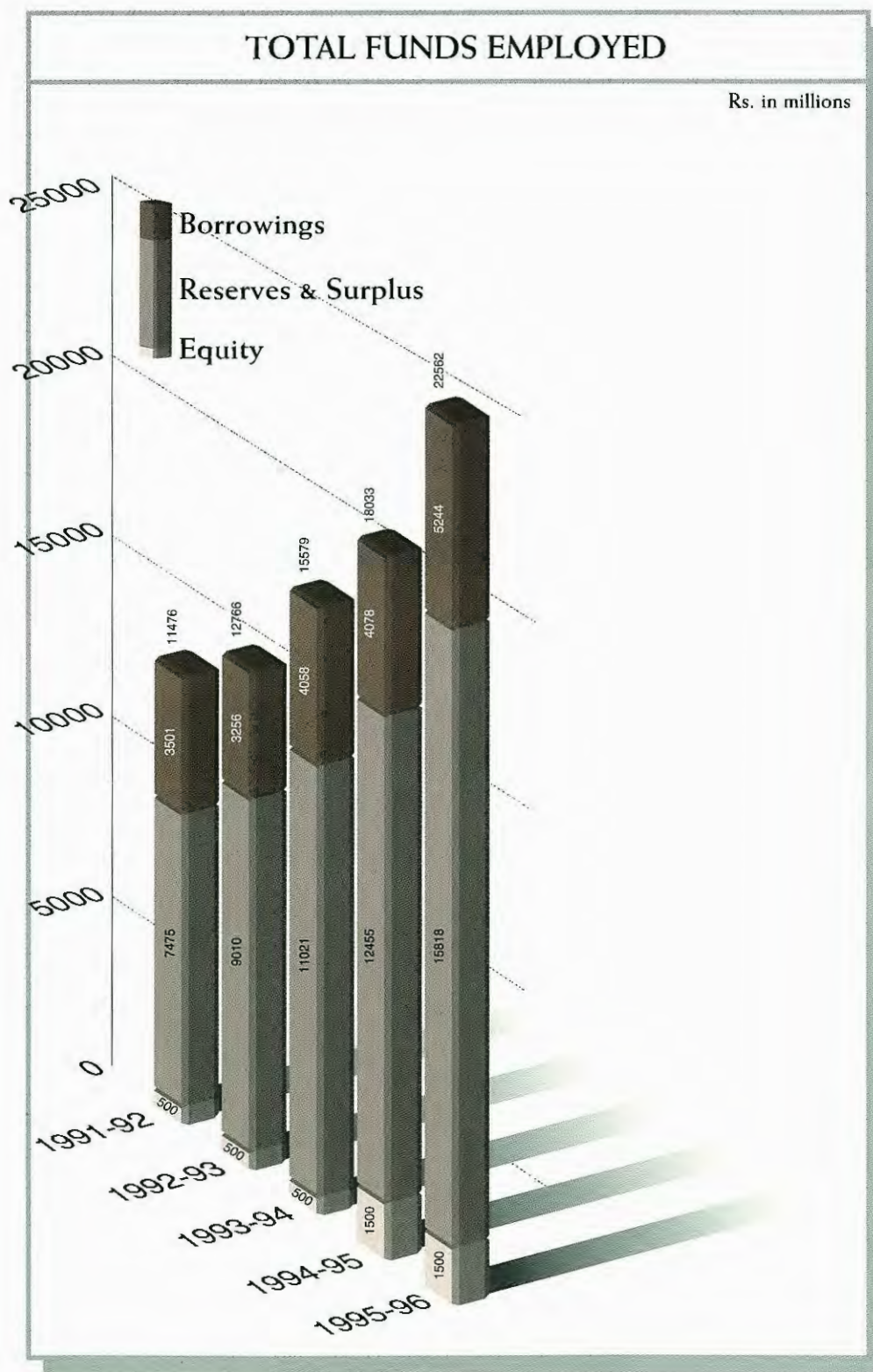
I have to state that the Comptroller & Auditor General of India has no comments upon or supplement to the Auditors' Report under Section 619 (4) of the Companies Act, 1956 on the accounts of Bharat Petroleum Corporation Limited, Mumbai for the year ended 31st March, 1996.

Mumbai
12 June, 1996

NIRANJAN PANT
Principal Director of Commercial Audit &
Ex-Officio Member, Audit Board

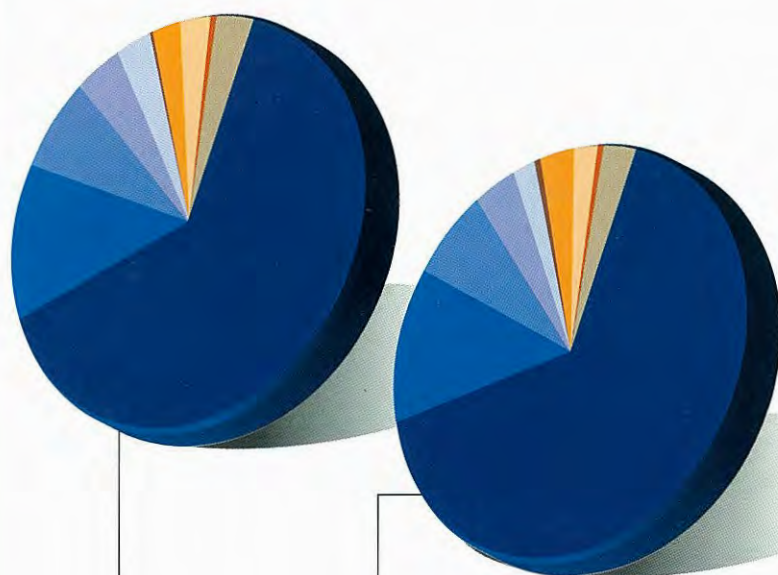


Bharat Petroleum Corporation Limited





DISTRIBUTION OF EACH RUPEE EARNED



1995-96
Paise

1994-95
Paise

64.38		66.44	RAW MATERIALS, PURCHASE OF PRODUCTS FOR RESALE & PACKAGES
12.18		12.01	DUTIES, TAXES, ETC.
6.98		6.61	TRANSPORTATION
3.84		3.68	STORES & OTHER OPERATING EXPENSES
3.02		1.96	EMPLOYEES' REMUNERATION & OTHER BENEFITS
0.41		0.53	INTEREST ON BORROWINGS
2.29		3.17	DEPRECIATION
2.81		2.06	INCOME TAX
0.52		0.60	DIVIDEND
3.57		2.94	RETAINED PROFIT



Bharat Petroleum Corporation Limited

PERFORMANCE PROFILE

	1995-96	1994-95	1993-94	1992-93	1991-92	1990-91	1989-90	1988-89
1. Crude Oil Processed (000 Tonnes)								
Imported	1110	1891	2610	2685	2062	1397	1008	623
Indigenous	6240	5491	4596	4550	4900	5514	6024	5535
TOTAL	7350	7382	7206	7235	6962	6911	7032	6158
2. Production Quantity (000 KL)	8816	8788	8644	8653	8372	8329	8525	7367
Light Distillates %	33.27	32.29	31.20	31.49	32.29	30.87	31.09	29.29
Middle Distillates %	54.74	54.62	53.59	53.88	54.95	55.70	57.07	60.12
Heavy Ends %	11.99	13.09	15.21	14.63	12.76	13.43	11.84	10.59
3. Fuel and Loss as % of Crude Processed	5.6	5.4	4.7	4.2	4.2	4.5	4.5	5.6
4. Aromatics Production (MT)								
Benzene	60575	57511	22037	56612	69564	68426	56499	59624
Toluene	13182	13437	7047	11070	9048	10877	8843	7494
5. Market Sales (000 KL)	18731	16740	15306	14443	13551	13101	12836	11720
6. Lubricants Production (MT)	67876	66681	74154	82911	95091	87459	94672	92725
7. Market Participation %	20.3	20.2	20.0	19.5	18.8	18.9	18.9	18.7
8. Marketing Network								
Installations (Nos.)	16	16	16	14	12	10	10	10
Depots (Nos.)	122	118	117	98	94	83	78	69
Aviation Service Stations (Nos.)	17	16	14	14	13	13	13	12
Total Tankages (Million KL)	1.62	1.57	1.52	1.37	1.17	1.01	0.91	0.87
Retail Outlets (Nos.)	4312	4214	4090	4040	4005	3965	3894	3822
LPG Bottling Plants (Nos.)	18	16	16	15	15	15	15	14
LPG Distributors (Nos.)	1062	948	866	816	793	767	740	704
LPG Customers (No. Million)	6.02	5.37	4.78	4.35	4.05	3.77	3.61	3.31
9. Manpower (Nos.)	11499	11207	11299	11167	11158	11029	10616	10578
10. Sales and Earnings (Rs. Million)								
i) Sales and Other Income *	150234	133863	115203	102349	88828	73951	60816	54762
ii) Gross Profit before Depreciation, Interest & Tax	9101	7618	5456	4735	4028	3488	3010	2424
iii) Depreciation	2179	2603	1365	1431	1031	961	1030	789
iv) Interest	394	437	467	383	442	372	314	334
v) Profit before Tax	6528	4578	3624	2921	2555	2155	1666	1301
vi) Tax	2670	1690	1470	1220	1070	877	440	258
vii) Profit after Tax	3858	2888	2154	1701	1485	1278	1226	1043

* Figures from 1986-87 includes sales to Other Oil Companies

ANNUAL REPORT 1995-96



1987-88 1986-87 1985-86 1984-85 1983-84 1982-83 1981-82 1980-81 1979-80 1978-79 1977-78 1976
(15 Months)

1204	105	67	175	468	1384	904	1268	1301	1840	3826	3596
5352	5467	6311	5279	4829	3093	4090	3603	3540	2866	1803	159
6556	5572	6378	5454	5297	4477	4994	4871	4841	4706	5629	3755

7858	6667	7574	6619	6427	5305	5962	5769	5750	5562	6516	4312
27.83	27.78	28.08	25.75	25.77	22.25	24.76	22.22	21.91	21.68	19.77	19.97
59.38	60.39	59.35	54.36	55.21	51.36	53.06	55.66	56.74	57.86	55.33	55.93
12.79	11.83	12.57	19.89	19.02	26.39	22.18	22.12	21.35	20.46	24.90	24.10
5.6	5.8	6.2	4.5	4.4	4.7	4.8	4.9	4.7	5.0	5.2	5.7

45928	18603	20112	0	0	0	0	0	0	0	0	0
8414	4948	4455	0	0	0	0	0	0	0	0	0

10720	9899	9410	8789	7711	7124	6541	6473	6136	5781	6483	4519
84691	74763	72414	69425	63872	66153	55475	60813	56831	55074	57508	40939
18.5	18.3	18.7	18.3	17.5	16.8	16.4	17.2	16.7	16.3	16.4	15.3

9	9	8	8	8	8	8	7	5	5	5	5
69	65	62	60	56	59	59	57	61	61	61	61
11	9	8	8	7	4	3	3	3	3	2	2
0.74	0.75	0.67	0.66	0.63	0.68	0.67	0.66	0.63	0.63	0.61	0.61
3741	3663	3567	3486	3410	3350	3317	3311	3302	3281	3271	3183
8	4	2	2	1	1	1	-	-	-	-	-
651	616	518	409	315	264	163	154	143	138	128	90
3.03	2.70	2.32	1.96	1.61	1.19	0.83	0.59	0.58	0.56	0.51	0.49
10203	9397	8321	7894	7433	6971	6403	5808	5452	5212	4956	4847

50797	44878	31650	26642	23326	20563	18516	15124	10727	8284	9055	6728
1903	1843	1772	930	749	550	485	394	330	294	241	103
635	816	776	533	424	154	122	125	77	45	19	24
338	342	307	189	133	96	67	38	5	3	16	19
930	685	689	208	192	300	296	231	248	246	206	60
150	82	76	70	35	165	155	127	139	159	127	43
780	603	613	138	157	135	141	104	109	87	79	17



Bharat Petroleum Corporation Limited

PERFORMANCE PROFILE (Contd.)

	1995-96	1994-95	1993-94	1992-93	1991-92	1990-91	1989-90	1988-89
11. What the Company Owned (Rs. Million)								
i) Gross Fixed Assets (including Capital Work-in-Progress)	32502	27907	23685	20566	17525	15234	13246	11224
ii) Net Fixed Assets (including Capital Work-in-Progress)	17940	15455	13741	11928	10237	8940	7873	6832
iii) Net Current Assets (including Investments)	4622	2578	1838	839	1238	1139	802	314
Total Assets Net	22562	18033	15579	12767	11475	10079	8675	7146
12. What the Company Owed (Rs. Million)								
i) Share Capital	1500	1500	500	500	500	500	500	279
ii) Reserves and Surplus	15818	12455	11021	9010	7475	6140	4962	4057
iii) Net Worth	17318	13955	11521	9510	7975	6640	5462	4336
iv) Borrowings	5244	4078	4058	3257	3500	3439	3213	2810
Total Funds Employed	22562	18033	15579	12767	11475	10079	8675	7146
13. Internal Generation (Rs. Million)	5544	5032	3376	2967	2366	2139	2154	1855
14. Value Added (Rs. Million)	19555	15622	9261	8886	7863	6820	4813	4994
15. Earnings in Foreign Exchange (Rs. Million)	3610	2724	2362	2042	1600	1971	1361	1199
16. Ratios								
i) Gross Profit before Depreciation, Interest & Tax as % age of Sales and Other Income	9.6	9.3	8.4	7.8	7.0	6.6	6.1	5.5
ii) Profit after Tax as % age of average Net Worth	24.7	22.7	20.5	19.5	20.3	21.1	25.0	28.4
iii) Profit after Tax as % age of Share Capital	257.2	192.6	430.8	340.1	296.9	255.6	245.1	391.7
iv) Average Net Worth as % age of Share Capital	1042.4	849.2	2103.1	1748.5	1461.5	1210.2	979.8	1379.7
v) Gross Profit before Depreciation, Interest & Tax as % age of Capital Employed	45.9	50.6	43.1	47.8	44.1	46.5	45.5	44.3
vi) Profit before Tax as % age of Capital Employed	33.0	30.4	28.6	29.5	28.0	28.7	25.2	23.8
vii) Profit after Tax as % age of Capital Employed	19.5	19.2	17.0	17.2	16.3	17.0	18.5	19.9
viii) Debt Equity Ratio	0.3	0.3	0.4	0.3	0.4	0.5	0.6	0.6
17. Earning per Share (Rupees)								
— Pre-Bonus	77.16	57.77	43.08	34.01	29.69	25.56	24.51	37.45
— Post-Bonus	25.72	19.26						
18. Book Value per Share (Rupees)	115.45	93.04	230.42	190.21	159.49	132.80	109.24	155.69

ANNUAL REPORT 1995-96



1987-88	1986-87	1985-86	1984-85	1983-84	1982-83	1981-82	1980-81	1979-80	1978-79	1977-78 (15 Months)	1976
---------	---------	---------	---------	---------	---------	---------	---------	---------	---------	------------------------	------

9549	7518	6005	4947	3452	2092	1346	963	738	581	500	461
------	------	------	------	------	------	------	-----	-----	-----	-----	-----

5991	4276	3596	3292	2285	1337	736	471	366	282	246	226
------	------	------	------	------	------	-----	-----	-----	-----	-----	-----

142	908	1093	583	729	558	696	869	267	216	362	259
-----	-----	------	-----	-----	-----	-----	-----	-----	-----	-----	-----

6133	5184	4689	3875	3014	1895	1432	1340	633	498	608	485
------	------	------	------	------	------	------	------	-----	-----	-----	-----

279	279	279	166	166	145	145	145	145	145	145	145
-----	-----	-----	-----	-----	-----	-----	-----	-----	-----	-----	-----

3070	2062	1496	1035	919	758	619	498	411	319	250	190
------	------	------	------	-----	-----	-----	-----	-----	-----	-----	-----

3349	2341	1775	1201	1085	903	764	643	556	464	395	335
------	------	------	------	------	-----	-----	-----	-----	-----	-----	-----

2784	2843	2914	2674	1929	992	668	697	77	34	213	150
------	------	------	------	------	-----	-----	-----	----	----	-----	-----

6133	5184	4689	3875	3014	1895	1432	1340	633	498	608	485
------	------	------	------	------	------	------	------	-----	-----	-----	-----

1358	1425	1350	650	585	294	243	212	168	115	79	26
------	------	------	-----	-----	-----	-----	-----	-----	-----	----	----

3873	3405	2922	2235	1865	1297	1123	1008	838	763	714	281
------	------	------	------	------	------	------	------	-----	-----	-----	-----

1100	1156	1030	877	750	771	742	1	0	34	3	22
------	------	------	-----	-----	-----	-----	---	---	----	---	----

4.7	5.2	7.5	4.3	4.0	3.2	3.2	3.2	3.5	3.8	3.0	1.8
-----	-----	-----	-----	-----	-----	-----	-----	-----	-----	-----	-----

26.7	29.3	41.2	12.1	15.7	16.2	20.0	17.4	19.1	20.1	21.5	6.7
------	------	------	------	------	------	------	------	------	------	------	-----

273.0	216.7	220.2	83.3	94.5	92.6	96.8	71.8	67.2	59.6	54.1	11.5
-------	-------	-------	------	------	------	------	------	------	------	------	------

1021.5	738.9	534.3	689.8	599.9	573.1	483.7	412.4	350.9	295.7	251.2	170.9
--------	-------	-------	-------	-------	-------	-------	-------	-------	-------	-------	-------

48.4	51.1	49.0	37.5	53.7	51.8	43.8	33.5	65.9	69.7	41.6	21.8
------	------	------	------	------	------	------	------	------	------	------	------

23.7	19.0	19.0	8.4	13.7	28.2	26.7	19.7	49.6	58.2	35.6	12.6
------	------	------	-----	------	------	------	------	------	------	------	------

19.4	16.7	16.9	5.6	11.2	12.7	12.7	8.9	19.5	20.5	13.6	3.5
------	------	------	-----	------	------	------	-----	------	------	------	-----

0.8	1.2	1.6	2.2	1.8	1.1	0.9	1.1	0.1	0.1	0.5	0.4
-----	-----	-----	-----	-----	-----	-----	-----	-----	-----	-----	-----

28.01	21.71	22.01	6.07	7.01	6.07	6.12	4.68	4.73	3.77	3.42	0.72
-------	-------	-------	------	------	------	------	------	------	------	------	------

120.23	84.04	63.74	52.23	47.16	39.27	33.20	27.97	24.17	20.20	17.19	14.56
--------	-------	-------	-------	-------	-------	-------	-------	-------	-------	-------	-------



Bharat Petroleum Corporation Limited

SOURCES AND APPLICATION OF FUNDS

	1995-96	1994-95	1993-94	1992-93	1991-92	1990-91	1989-90	1988-89
SOURCES OF FUNDS								
OWN								
Profit after Tax	3858	2888	2154	1701	1485	1278	1226	1043
Depreciation	2181	2605	1366	1431	1031	961	1028	868
Investment	765	—	—	—	—	—	—	—
Shareholders' Investment	—	—	—	—	—	—	—	—
Excess/(Short) Provision for taxation in earlier years Written back/provided for (net)	—	33	21	—	—	—	—	—
BORROWINGS								
Loans (net)	1166	20	802	—	62	226	403	25
LPG Deposits	971	788	520	254	373	176	285	214
Decrease in Working Capital	—	—	—	539	—	—	—	—
Adjustment on account of Deletion/ Re-classification, etc.	51	38	8	41	12	2	26	19
	8992	6372	4871	3966	2963	2643	2968	2169
APPLICATION OF FUNDS								
Capital Expenditure	4718	4348	3187	3162	2340	2030	2095	1728
Dividend	495	495	165	165	150	100	100	56
Repayment of Loans (net)	—	—	—	245	—	—	—	—
Investment	—	922	722	394	67	275	21	10
Increase in Working Capital	3779	607	797	—	406	238	752	375
	8992	6372	4871	3966	2963	2643	2968	2169

ANNUAL REPORT 1995-96



1987-88 1986-87 1985-86 1984-85 1983-84 1982-83 1981-82 1980-81 1979-80 1978-79 1977-78 1976
(15 months)
(Rs. Million)

780	603	613	138	157	135	141	104	109	87	79	17
634	861	776	535	429	159	122	128	77	46	19	24
—	—	—	—	—	—	—	—	—	—	—	—
—	—	—	—	20	—	—	—	—	—	—	171
—	—	—	—	—	—	—	—	—	—	—	—
—	—	240	746	937	324	—	620	44	—	62	115
222	276	328	260	206	116	67	12	8	14	6	11
546	—	—	—	—	21	107	—	—	132	—	—
5	—	27	3	2	2	1	1	—	2	4	(75)
2187	1740	1984	1682	1751	757	438	865	238	281	170	263

2071	1538	1107	1544	1375	757	389	231	161	84	43	26
56	39	39	23	—	—	20	20	18	18	18	15
60	71	—	—	—	—	29	—	—	179	—	—
—	—	—	6	2	—	—	—	—	—	—	1
—	92	838	109	374	—	—	614	59	—	109	221
2187	1740	1984	1682	1751	757	438	865	238	281	170	263



Bharat Petroleum Corporation Limited

Sales Volume ('000 M.T.)

	1995-96		1994-95		1993-94		1992-93		1991-92	
	Sales	Market Share (%)	Sales	Market Share (%)	Sales	Market Share (%)	Sales	Market Share (%)	Sales	Market Share (%)
Light Distillates :										
Naphtha	645	15.6	632	17.2	714	21.7	772	23.0	721	20.8
LPG (Bulk & Packed)	925	24.1	816	23.8	706	22.7	633	22.1	589	22.3
Motor Spirit	1401	29.8	1243	30.0	1137	29.6	1055	29.3	1056	29.5
Special Boiling Point Spirit/Hexane	85	48.0	77	53.0	67	47.0	80	51.9	91	64.0
Benzene	58	42.6	66	43.4	23	22.0	66	40.5	96	47.4
Toluene	12	21.1	14	25.9	7	19.3	11	22.4	10	20.8
Polypropylene Feedstock	19		25		16		31		38	
Others	0		0		0		1		0	
Sub Total	3145		2873		2670		2649		2601	
Middle Distillates :										
Aviation Turbine Fuel	505	24.3	460	24.0	405	23.2	348	22.2	342	21.8
Superior Kerosene	1555	16.4	1543	16.6	1462	16.4	1430	16.5	1321	15.6
High Speed Diesel	7299	22.5	6211	22.0	5501	21.2	4999	20.6	4554	20.1
Light Diesel Oil	158	12.1	175	13.0	170	12.6	157	11.3	160	11.2
Mineral Turpentine Oil	72	40.8	65	43.2	71	49.5	54	43.8	62	45.5
Sub Total	9589		8454		7609		6988		6439	
Others :										
Furnace Oil	768	11.8	629	10.9	582	11.8	615	11.8	511	10.6
Low Sulphur Heavy Stock	759	18.1	736	18.0	670	16.5	563	14.1	571	13.4
Bitumen	434	21.0	455	24.4	475	25.5	494	27.0	457	26.7
Lubricants	85	11.6	88	13.2	94	13.5	104	13.9	117	13.1
Sub Total	2046		1908		1821		1776		1656	
Grand Total	14780	20.3	13235	20.2	12100	20.0	11413	19.5	10696	18.8

Note : Market Share is based on Sales Volumes of Public Sector Oil Companies.



PRODUCTION ('000 MT)

	1995-96	1994-95	1993-94	1992-93	1991-92
LIGHT DISTILLATES:					
Naphtha	1086	1066	955	1034	919
LPG	261	241	244	224	221
Motor Spirit	682	653	723	663	637
Special Boiling Point Spirit/Hexane	88	74	71	80	97
Benzene	61	58	22	57	70
Toluene	13	13	7	11	9
Polypropylene Feedstock	19	25	16	31	37
Others	1	1	0	1	0
Sub Total	2211	2131	2038	2101	1990
MIDDLE DISTILLATES:					
Aviation Turbine Fuel	139	190	153	123	139
Superior Kerosene	715	757	806	830	809
High Speed Diesel	2898	2807	2619	2646	2543
Light Diesel Oil	96	93	120	156	189
Mineral Turpentine Oil	73	67	70	58	62
Sub Total	3921	3914	3768	3813	3742
HEAVY ENDS:					
Furnace Oils	103	215	516	455	314
Low Sulphur Heavy Stock	785	704	517	518	502
Bitumen	215	230	261	282	281
Sub Total	1103	1149	1294	1255	1097
GRAND TOTAL	7235	7194	7100	7169	6829

LUBRICANTS PRODUCTION (MT)

	1995-96	1994-95	1993-94	1992-93	1991-92
	67876	66681	74154	82911	95091

QUANTITY OF LPG FILLED IN CYLINDERS (MT)

	1995-96	1994-95	1993-94	1992-93	1991-92
	888618	787010	670143	597315	545209



Bharat Petroleum Corporation Limited

HOW VALUE IS GENERATED

	<u>1995-96</u>	Rs. Million <u>1994-95</u>
Value of Production (Refinery)	21286	19709
Less : Direct Materials Consumed	<u>17474</u>	<u>17524</u>
Added Value	3812	2185
Marketing Operations	<u>15743</u>	<u>13437</u>
Value added by Manufacturing & Trading Operations	19555	15622
Add : Other Income (including P.Y.A)	<u>1973</u>	<u>1319</u>
Total Value Generated	<u><u>21528</u></u>	<u><u>16941</u></u>

HOW VALUE IS DISTRIBUTED

		<u>1995-96</u>		Rs. Million <u>1994-95</u>
1. OPERATIONS				
Operating & Servicing Costs		9554		7680
2. EMPLOYEES' BENEFITS				
Salaries, Wages & Bonus	2215		1284	
Other Benefits	<u>657</u>	2872	<u>326</u>	1610
3. PROVIDERS OF CAPITAL				
Interest on Borrowings	394		437	
Dividend	<u>495</u>	889	<u>495</u>	932
4. INCOME TAX		2670		1690
5. RE-INVESTMENT IN BUSINESS				
Depreciation	2180		2603	
Retained Profit	<u>3363</u>	5543	<u>2426</u>	5029
Total Value Distributed		<u><u>21528</u></u>		<u><u>16941</u></u>



Auditors' Report to the Members of Bharat Petroleum Corporation Limited

We have audited the attached Balance sheet of BHARAT PETROLEUM CORPORATION LIMITED as at 31st March, 1996 and also the annexed Profit and loss account of the Company for the year ended on that date, and report that :

1. We have obtained all the information and explanations which to the best of our knowledge and belief were necessary for the purpose of our audit;
2. In our opinion, proper books of accounts as required by law have been kept by the Company, so far as appears from our examination of those books;
3. The Balance sheet and Profit and loss account dealt with by this report are in agreement with the books of account;
4. In our opinion and to the best of our information and according to the explanations given to us, the said accounts read with the Notes and the significant accounting policies thereon, give the information required by the Companies Act, 1956, in the manner so required and give a true and fair view -

(i) in the case of the Balance sheet, of the state of affairs of the Company as at 31st March, 1996.

and

(ii) in the case of Profit and loss account, of the profit for the year ended on that date.

5. As required by the Manufacturing and Other Companies (Auditor's Report) Order, 1988 issued by the Central Government in terms of Section 227(4A) of the Companies Act, 1956 and on the basis of such checks of the books and records as we considered appropriate and as per the information and explanations given to us in the course of our audit and to the best of our knowledge and belief, we further report that:
 - (i) The Company has maintained proper records showing full particulars including quantitative details and situation of fixed assets except for items like pipes, valves, meters, instruments and other similar items peculiar to a continuous process industry. We are informed that fixed assets, other than LPG cylinders with customers are verified by the marketing division over a two-year period and by the refinery over a three-year period. The frequency of verification of fixed assets is, in our opinion, reasonable. In respect of the assets verified during the year, we are informed that there are no material discrepancies.
 - (ii) None of the fixed assets has been revalued during the year.
 - (iii) Physical verification has been conducted by the management during the year in respect of finished goods, stores, spare parts and raw materials, other than those lying with contractors and in transit. In our opinion, the frequency of physical verification of stocks is reasonable.



Bharat Petroleum Corporation Limited

- (iv) The procedures of physical verification followed by the management are reasonable and adequate in relation to the size of the Company and the nature of its business.
- (v) We are informed that discrepancies noticed on physical verification of stocks were not material as compared to book records and have been properly dealt with in the accounts.
- (vi) In our opinion, the valuation of stocks is fair and proper and in accordance with the normally accepted accounting principles and is on the same basis as in the preceding year.
- (vii) The Company has not taken any loans, secured or unsecured from companies, firms or other parties listed in the register maintained under Section 301 of the Companies Act, 1956 and/or to companies under the same management as defined in Section 370(1B) of the Companies Act, 1956.
- (viii) The Company has not granted any loans, secured or unsecured to companies, firms or other parties listed in the register maintained under Section 301 of the Companies Act, 1956 and/or to companies under the same management as defined in Section 370(1B) of the Companies Act, 1956.
- (ix) The parties, including the companies in which the Company is a member, to whom loans or advances in the nature of loans have been given by the Company are repaying the principal amount and interest wherever stipulated. In our opinion, the terms and condition of such loans are prima facie not prejudicial to the interest of the Company.
- (x) In our opinion, there is an adequate internal control procedure commensurate with the size of the Company and the nature of its business, for the purchase of stores, raw materials, plant and machinery, equipment, other assets and for the sale of goods.
- (xi) According to the information and explanations given to us, there are no purchases of goods/materials and sale of goods/materials and services exceeding Rs.50,000 in value for each type thereof, made in pursuance of contracts or arrangements entered in the register maintained under Section 301 of the Companies Act, 1956, except purchases/sales from/to other Government owned companies at regulated prices.
- (xii) The Company has a regular procedure for determination of unserviceable or damaged stores, raw materials and finished goods. Adequate provision has been made in the accounts for the loss arising on the items so determined.
- (xiii) In respect of deposits accepted from the public, the Company has complied with the directives issued by the Reserve Bank of India and the provisions of Section 58A of the Companies Act, 1956 and the rules framed thereunder.



- (xiv) As explained to us, the Company has maintained reasonable records for sale and disposal of realisable by-products and scrap.
- (xv) The Company has an adequate internal audit system commensurate with its size and nature of its business.
- (xvi) We have broadly reviewed the books of account maintained by the Company in pursuant to the order made by the Central Government for the maintenance of cost records in respect of certain products under Section 209(1)(d) of the Companies Act, 1956 and are of the opinion that, prima facie, the prescribed accounts and records have been maintained. We have, however, not made nor are required to make, any examination of these records with a view to determine whether they are accurate or complete.
- (xvii) The Company is generally regular in depositing Provident Fund and Employee's State Insurance dues with the appropriate authorities.
- (xviii) There were no undisputed amounts payable in respect of income tax, wealth tax, sales tax, customs duty and excise duty which have remained outstanding as at 31st March, 1996, for a period of more than six months from the date they become payable.
- (xix) According to the information and explanations given to us, no personal expenses have been charged to the revenue account other than those payable under contractual obligations or in accordance with generally accepted business practices.
- (xx) The Company is not a sick industrial company within the meaning of Clause(o) of sub-section(1) of Section 3 of the Sick Industrial Companies (Special Provisions) Act, 1985.
- (xxi) In respect of Company's trading activities, damaged goods, which were not significant, have been determined and necessary provision has been made in the accounts.

For and on behalf of

Dalal Desai & Kumana
Chartered Accountants

VIJAY N. BHATT
Partner

New Delhi
Dated : 16th May, 1996.

For and on behalf of

Borkar & Muzumdar
Chartered Accountants

DILIP MUZUMDAR
Partner



Bharat Petroleum Corporation Limited

Balance Sheet As At 31st March, 1996

	SCHEDULE	Rs. Million	31/03/95 Rs. Million
I. SOURCES OF FUNDS			
1. Shareholders' funds :			
Share Capital	A	1,500.00	1,500.00
Reserves and Surplus	B	15,818.00	12,455.25
		<u>17,318.00</u>	<u>13,955.25</u>
2. Loan funds :	C		
Secured loans		2,483.55	1,286.79
Unsecured loans		2,760.24	2,791.25
		<u>5,243.79</u>	<u>4,078.04</u>
TOTAL		<u>22,561.79</u>	<u>18,033.29</u>
II. APPLICATION OF FUNDS			
1. Fixed Assets :	D		
Gross block		29,748.60	24,943.85
Less : Depreciation		14,562.05	12,452.47
Net block		15,186.55	12,491.38
Capital work-in-progress	E	2,753.61	2,963.12
		<u>17,940.16</u>	<u>15,454.50</u>
2. Investments	F	1,657.98	2,422.89
3. Current assets, loans and advances :			
Inventories	G	6,289.80	5,681.53
Sundry debtors	H	4,318.00	3,806.77
Cash and bank balances	I	2,286.36	2,012.68
Other current assets	J	19.75	27.91
Loans and advances	K	6,116.12	2,450.08
		<u>19,030.03</u>	<u>13,978.97</u>
Less : Current liabilities and provisions			
Liabilities	L	14,913.27	13,152.95
Provisions	M	1,153.11	670.12
		<u>16,066.38</u>	<u>13,823.07</u>
Net current assets		<u>2,963.65</u>	<u>155.90</u>
TOTAL		<u>22,561.79</u>	<u>18,033.29</u>
Statement of Significant Accounting Policies and Notes forming part of Accounts.	W		

For and on behalf of the Board of Directors As per our attached report of even date

U. SUNDARARAJAN
Chairman and Managing Director

For and on behalf of
DALAL DESAI & KUMANA
Chartered Accountants

For and on behalf of
BORKAR & MUZUMDAR
Chartered Accountants

V.K. RAINA K.S. MANIKASHETTI
Director (Marketing) Company Secretary

VIJAY N. BHATT
Partner

DILIP MUZUMDAR
Partner

New Delhi
Dated : 16th May, 1996

New Delhi
Dated : 16th May, 1996



Profit and Loss Account for the year ended 31st March, 1996

	SCHEDULE	Rs. Million	1994-95 Rs. Million
INCOME			
Sale of products	N	92,537.92	81,038.43
Miscellaneous income	O	2,006.27	1,292.30
Increase/(Decrease) in Inventory	P	546.21	(336.54)
Total		95,090.40	81,994.19
EXPENDITURE			
Purchase of products for resale		42,632.65	35,989.21
Raw materials consumed		18,157.90	18,051.95
Packages consumed		426.57	438.81
Duties, taxes, etc. and other charges applicable		11,578.00	9,843.71
Transportation		6,640.22	5,420.70
Consumption of stores, spares and materials	Q	830.31	808.58
Power and Fuel	R	142.96	138.65
Employees remuneration and other benefits	S	2,871.48	1,610.30
Interest	T	393.80	437.21
Other operating and administration expenses	U	2,675.99	2,066.81
Depreciation		2,179.77	2,603.01
Total		88,529.65	77,408.94
Profit		6,560.75	4,585.25
Prior period income/(expenses) net	V	(33.00)	(6.77)
Profit before tax		6,527.75	4,578.48
Provision for Taxation		2,670.00	1,690.00
Profit after tax		3,857.75	2,888.48
Excess/(Short) provision for taxation in earlier years written back/provided for (Net)		—	33.28
Transfer from Investment Allowance Reserve		14.66	40.70
Balance brought forward		0.01	0.01
Disposable Profit		3,872.42	2,962.47
Appropriations:			
Proposed Dividend (Subject to deduction of tax at source)		495.00	495.00
Transfer to General Reserve		3,377.41	2,467.46
Transfer from Capital Reserve * Rs.2969/-		*	*
Balance carried to Balance Sheet		0.01	0.01
Statement of Significant Accounting Policies and Notes forming part of Accounts.	W		

For and on behalf of the Board of Directors As per our attached report of even date

U. SUNDARARAJAN
Chairman and Managing Director

For and on behalf of
DALAL DESAI & KUMANA
Chartered Accountants

For and on behalf of
BORKAR & MUZUMDAR
Chartered Accountants

V.K. RAINA **K.S. MANIKASHETTI**
Director (Marketing) Company Secretary

VIJAY N. BHATT
Partner

DILIP MUZUMDAR
Partner

New Delhi
Dated : 16th May, 1996

New Delhi
Dated : 16th May, 1996



Bharat Petroleum Corporation Limited

SCHEDULE 'A' - SHARE CAPITAL

	Rs. Million	31/03/95 Rs. Million
Authorised		
200 million equity shares of Rs.10 each	2,000.00	2,000.00
	<u>2,000.00</u>	<u>2,000.00</u>
Issued, subscribed and paid-up		
150 million equity shares of Rs.10 each fully paid up *	1,500.00	1,500.00
	<u>1,500.00</u>	<u>1,500.00</u>
Total		
	<u>1,500.00</u>	<u>1,500.00</u>

* The above includes :

22.95 million shares of Rs. 10 each on which Rs. 7.20 per share was paid in cash and were converted into fully paid by capitalisation of Capital Reserve.

127 million shares of Rs. 10 each which were allotted as fully paid bonus shares by capitalisation of Capital Reserve and General Reserve.

SCHEDULE 'B' - RESERVES AND SURPLUS

	Rs. Million	31/03/95 Rs. Million
Capital Reserve		
As per last Balance Sheet	7.99	—
Add : Addition during the year	—	7.99
Less : Transfer to Profit & Loss Account * Rs.2969/-	*	*
	<u>7.99</u>	<u>7.99</u>
General Reserve		
As per last Balance Sheet	11,666.63	10,199.17
Add : Transfer from Profit & Loss Account	3,377.41	2,467.46
	<u>15,044.04</u>	<u>12,666.63</u>
Less : Amount Capitalised during the year	—	(1,000.00)
	<u>15,044.04</u>	<u>11,666.63</u>
Investment Allowance Reserve		
As per last Balance Sheet	780.62	821.32
Less : Transfer to Profit and Loss Account	(14.66)	(40.70)
	<u>765.96</u>	<u>780.62</u>
Surplus as per Profit & Loss Account	0.01	0.01
Total	<u>15,818.00</u>	<u>12,455.25</u>



SCHEDULE 'C' - LOAN FUNDS

	Rs. Million	31/03/95 Rs. Million
Secured Loans		
Term Loan - (Refinanced through Government of India) - secured by hypothecation of certain plant and machinery at refinery [includes Rs 61.43 million due for repayment within one year (Rs 61.43 million)]	327.98	389.41
From Scheduled Banks :		
Term loan - secured by hypothecation and mortgage of LPG bottling plant at Bhitoni (Jabalpur) and certain plant and machinery at refinery [includes Rs 325.36 million due for repayment within one year (Rs 23.38 million)]	350.71	370.13
Cash Credit - secured by hypothecation of finished goods, raw materials, stock in-process, stores, components and spares at selected locations.	1,804.86	527.25
	<u>2,483.55</u>	<u>1,286.79</u>
Unsecured Loans		
From Scheduled Banks	1,068.22	685.78
Public deposits [includes Rs 519.09 million maturing within one year (Rs 459.99 million)]	1,557.76	1,962.40
Interest accrued and due	1.11	2.36
Others [includes Rs 88.07 million due for repayment within one year (Rs 59.27 million)]	133.15	140.71
	<u>2,760.24</u>	<u>2,791.25</u>
Total	<u>5,243.79</u>	<u>4,078.04</u>



Bharat Petroleum Corporation Limited

SCHEDULE 'D' - FIXED ASSETS

Rs. Million

PARTICULARS	GROSS BLOCK			DEPRECIATION			NET BLOCK			
	AS AT 01-04-95	ADDITIONS	DEDUCTIONS ON ACCOUNT OF RETIREMENT / RECLASSIFI- CATIONS	AS AT 31-03-96	UPTO 31-03-95	THIS YEAR	DEDUCTIONS ON ACCOUNT OF RETIREMENT / RECLASSIFI- CATIONS	UPTO 31-03-96	AS AT 31-03-96	AS AT 31-03-95
(1)	(2)	(3)	(4)	(5)	(6)	(7)	(8)	(9)	(10)	(11)
1. LAND										
(a) Freehold	416.45	105.69	6.16	515.98	—	—	—	—	515.98	416.45
(b) Leasehold	134.40	33.34	(2.37)	170.11	17.88	3.79	0.00	21.67	148.44	116.52
(c) Advance Payments	146.61	186.37	37.23	295.75	—	—	—	—	295.75	146.61
2. BUILDINGS	2,773.43	517.51	14.92	3,276.02	321.95	63.33	1.80	383.48	2,892.54	2,451.48
3. RAILWAY SIDINGS	436.75	101.10	0.29	537.56	62.71	23.01	1.83	83.89	453.67	374.04
4. PLANT and MACHINERY	6,716.07	1,331.38	32.41	8,015.04	2,960.56	350.77	21.22	3,290.11	4,724.93	3,755.51
5. TANKS and PIPELINES	4,626.08	728.53	4.38	5,350.23	1,425.98	270.41	1.24	1,695.15	3,655.08	3,200.10
6. FURNITURE and FITTINGS	184.84	101.80	5.31	281.33	67.67	22.26	2.85	87.08	194.25	117.17
7. VEHICLES	281.55	34.95	8.19	308.31	159.15	22.02	6.25	174.92	133.39	122.40
8. OTHER ASSETS										
(a) Dispensing Pumps	794.28	226.82	1.15	1,019.95	182.18	43.14	0.83	224.49	795.46	612.10
(b) LPG Cylinders and Allied Equipment	6,796.71	1,276.99	31.09	8,042.61	6,796.71	1,276.99	31.09	8,042.61	0.00	0.00
(c) Sundries	1,636.68	315.71	16.68	1,935.71	457.68	109.81	8.84	558.65	1,377.06	1,179.00
TOTAL	24,943.85	4,960.19	155.44	29,748.60	12,452.47	2,185.53	75.95	14,562.05	15,186.55	12,491.38
PREVIOUS YEAR	20,776.34	4,439.63	272.12	24,943.85	9,943.89	2,610.57	101.99	12,452.47	12,491.38	10,832.45

NOTES :

- Freehold Land includes Rs 38.61 million (Rs 1.62 million) with more than 99 years lease period.
- Freehold land includes Rs 47.83 million (Rs 47.83 million), capitalised for land at Cherlapalli depot, Cherlapalli LPG plant, Kurnool LPG plant, and Kakinda coastal terminal for which conveyances are yet to be executed.
- Leasehold land includes land taken on lease from Calcutta Port Trust (Haldia), Gross Block Rs 21.06 million (Rs 21.06 million). Net block Rs 16.91 (Rs 17.97 million) & lease from Paradep Port Trust Gross Block Rs 30 million (Rs nil), Net Block Rs 29.67 million (Rs nil) which though in possession of the corporation, the lease deeds are yet to be registered.
- Buildings include :
(a) ownership flats of Rs 57.77 million (Rs 35.06 million) in proposed/existing co-operative housing societies.
(b) value of shares of Rs 0.04 million (Rs 0.04 million) out of which the Corporation is yet to receive share certificates of the value of Rs 0.01 million (Rs 0.01 million)
- Transfer formats relating to residential premises of Rs 6.21 million (Rs 6.21 million), registered in the name of a director, since retired, are in progress.
- Land, Buildings, Railway Siding, Plant & machinery, Tanks & pipelines, jointly owned in varying extent with other oil companies/Railways: Gross Block Rs 329.11 million (Rs 254.40 million), Depreciation Rs 65.20 million (Rs 49.45 million), Net Block Rs 263.91 million (Rs 204.95 million).

- Depreciation on project assets, to the extent capitalised against the completed capital projects, is adjusted against its original cost and its net book value is shown under gross block column. The balance depreciation thereon is included under capital work-in-progress.
- Additions to Gross Block includes foreign exchange translation difference of year end liability of Rs 5.31 million (Rs 0.08 million).
- Depreciation for the year (column 7) includes :
(a) charged to capital work in progress Rs 0.89 million (Rs 0.93 million).
(b) charged to profit & loss account Rs 2,179.77 million (Rs 2,603.01 million).
(c) charged to previous year expenses Rs 4.87 million (Rs 6.63 million).
- Deductions from gross block (column 4) includes :
(a) write back of excess capitalisation Rs 32.40 million (Rs 146.60 million).
(b) Rs 2.19 million (Rs 0.55 million) consequent to adjustment referred in para 7 above.
(c) deletions during the year Rs 120.85 million (Rs 124.97 million).
(d) Deductions from depreciation (column 8) includes withdrawal of depreciation :
(a) on excess capitalisation Rs 2.09 million (Rs 4.55 million).
(b) excess depreciation claimed in earlier years Rs 1.57 million (Rs nil).
(c) Rs 2.19 million (Rs 0.55 million) consequent to adjustment referred in para 7 above.
(d) on deletions during the year Rs 70.10 million (Rs 96.89 million).



PARTICULARS OF CAPITAL EXPENDITURE INCURRED ON SOCIAL OVERHEADS AND FORMING PART OF SCHEDULE 'D'

Rs. Million

PARTICULARS	GROSS BLOCK				DEPRECIATION				NET BLOCK	
	AS AT 01-04-95	ADDITIONS	DEDUCTIONS ON ACCOUNT OF RETIREMENT / RECLASSIFI- CATIONS	AS AT 31-03-96	UPTO 31-03-95	THIS YEAR	DEDUCTIONS ON ACCOUNT OF RETIREMENT / RECLASSIFI- CATIONS	UPTO 31-03-96	AS AT 31-03-96	AS AT 31-03-95
(1)	(2)	(3)	(4)	(5)	(6)	(7)	(8)	(9)	(10)	(11)
1. LAND										
(a) Freehold	0.78	0.00	0.00	0.78	-	-	-	-	0.78	0.78
(b) Leasehold	7.21	0.00	0.00	7.21	0.94	0.08	0.00	1.02	6.19	6.27
2. STAFF QUARTERS ETC. IN TOWNSHIP										
(a) Buildings	168.25	0.45	0.00	168.70	17.41	2.68	0.00	20.09	148.61	150.84
(b) Plant & Machinery	5.50	0.00	0.00	5.50	1.36	0.28	0.00	1.64	3.86	4.14
(c) Furniture & Fittings	0.21	0.00	0.00	0.21	0.10	*	0.00	0.10	0.11	0.11
(d) Other Assets	13.62	2.04	1.87	13.79	5.76	0.48	0.00	6.24	7.55	7.86
3. SOCIAL & CULTURAL OVERHEADS										
(a) Buildings	3.98	0.30	0.00	4.28	0.47	0.06	0.00	0.53	3.75	3.51
(b) Plant & Machinery	0.95	0.00	0.00	0.95	0.37	0.04	0.00	0.41	0.54	0.58
(c) Furniture & Fittings	0.20	0.03	0.00	0.23	0.04	0.04	0.00	0.08	0.15	0.16
(d) Tanks and Pipelines	0.02	0.00	0.00	0.02	0.02	0.00	0.00	0.02	#	#
(e) Other Assets	4.27	0.08	0.00	4.35	1.17	0.19	0.00	1.36	2.99	3.10
TOTAL	204.99	2.90	1.87	206.02	27.64	3.85	0.00	31.49	174.53	177.35
PREVIOUS YEAR	198.81	6.28	0.10	204.99	22.26	5.38	0.00	27.64	177.35	176.55

* Rs. 8.683/-

Rs. 1.027/-



Bharat Petroleum Corporation Limited

SCHEDULE 'E' - CAPITAL WORK-IN-PROGRESS

		<u>Rs. Million</u>	<u>31/03/95 Rs. Million</u>
Capital work-in-progress (at cost)			
Work-in-progress		2,045.98	2,317.30
Capital advances		305.09	111.90
Capital stores including lying with contractors		346.16	369.09
Capital goods in transit		22.50	127.77
Construction period expenses pending allocation	31/03/95		
Opening balance	37.06	35.56	
Add : Expenditure during the year			
Establishment charges	51.88	17.08	
Depreciation	0.89	0.93	
Others	11.67	12.96	
	101.50	66.53	
Less : Allocated to assets during the year	(67.62)	(29.47)	
Balance at the end of the year		33.88	37.06
Total		<u>2,753.61</u>	<u>2,963.12</u>



SCHEDULE 'F' - INVESTMENTS

		<div>Nos.</div>	<div>Face Value</div>	<div>Book value</div>	
			<div>Rs. Million</div>	<div>Rs. Million</div>	<div>31/03/95</div>
				<div>Rs. Million</div>	<div>Rs. Million</div>
TRADE UNQUOTED					
1.	Equity Shares of Rs. 10 each (fully paid up) of Bharat Shell Limited	4,90,00,000 (1,59,25,000)	490.00	490.00	159.25
2.	Equity Shares of Rs.10 each (fully paid up) of Bharat Oman Refineries Limited	1,00,00,000 (5,00,000)	100.00	100.00	5.00
3.	Equity Shares of Rs.10 each (fully paid up) of Numaligarh Refineries Limited	4,31,05,730 (NIL)	431.06	431.06	—
4.	Equity Shares of Rs.10 each (Rs. 4 paid up) of Petroleum Infrastructure Limited	75,00,000 (NIL)	75.00	30.00	—
			1,096.06	1,051.06	164.25
NON - TRADE QUOTED					
1.	Govt. of India Securities				
	Deposited with Local Authorities				
	5 1/2 % Loan 1995		—	—	0.21
	5 1/2 % Loan 1999		0.03	0.03	0.03
	5 1/2 % Loan 2000		0.01	0.01	0.01
	5 3/4% Loan 2001		0.16	0.15	0.15
	5 3/4% N.D. Loan 2001		0.01	0.01	0.01
	5 3/4 % Loan 2002		0.04	0.03	0.03
	6 % Loan 1998		0.24	0.23	0.23
	6 1/2 % Loan 2000		0.10	0.09	0.09
	7 % Loan 2009		0.21	0.17	0.17
	7 1/2 % Loan 2010		0.19	0.19	0.20
	8 % Loan 2011		0.03	0.02	0.02
			1.02	0.93	1.15
	On hand				
	5 3/4 % Loan 2001		0.01	0.01	0.01
	6 % Loan 1998		0.05	0.05	0.05
			0.06	0.06	0.06
2.	10.5 % Tax-free Bonds of Konkan Railway Corporation Limited of Rs. 1000/- each	3,00,000 (3,00,000)	300.00	285.00	285.00
3.	9.75 % Tax-free Bonds of Power Grid Corporation Limited of Rs. 1000/- each	2,00,000 (2,00,000)	200.00	200.00	208.67
			501.08	485.99	494.88

Aggregate Market Value of Quoted Securities Rs. 499.77 million (Rs.500.34 million)



Bharat Petroleum Corporation Limited

SCHEDULE 'F' - INVESTMENTS (Contd.)

	Nos.	Face Value	Book value	
		Rs. Million	Rs. Million	31/03/95 Rs. Million
UNQUOTED				
1. Units of The Unit Trust of India, 1964 Scheme of Rs.10 each Repurchase Price - Rs. 129.46 Million (Rs. 1,635.78 Million)	80,65,990 (9,11,29,880)	80.66 (911.30)	112.55	1,271.58
2. National Savings Certificates (Deposited with Local Authorities, Rationing authority etc. and on hand)		0.03	0.01	0.03
3. 5 1/2 Years Kisan Vikas Patra (Deposited with Local Authorities)	790 (790)	7.90	7.70	7.70
4. Indira Vikas Patra		0.08	0.08	—
5. Capital Contribution in Petroleum India International (Association of Persons)	—	0.50	0.50	0.50
6. Debentures (Fully Paid up - Irredeemable)				
- 6 1/2 % debentures of Bengal Chamber of Commerce & Industry	15 (15)	0.01	0.01	0.01
- 5 % debentures of East India Clinic Limited	1 (1)	0.06	0.06	0.06
- 6 % debentures of Sholapur Spinning & Weaving Ltd. (in liquidation) (AT BOOK VALUE)	578 (578)	0.06	@	@
7. Ordinary Shares (Fully paid up) of Sindhu Resettlement Corporation Ltd.	6 (6)	0.01	0.02	0.02
8. Certificate of Deposits with Scheduled Banks \$\$	—	— (500.00)	—	483.86
		89.31	120.93	1,763.76
Total		1,686.45	1,657.98	2,422.89

@ Written down to Re. 1/-

\$\$ - Represents Current Investments.

All other investments are long-term Investments

Book Value of	Rs. Million	31/03/1995 Rs. Million
Long-term Investments	1,657.98	1,939.03
Current Investments	—	483.86
Total	1,657.98	2,422.89



SCHEDULE 'G' - INVENTORIES

(As taken, valued and certified by the Management) #

	Rs. Million	31/03/95 Rs. Million
Stores and spares *	886.65	836.16
Stores and spares in transit	106.20	52.34
Raw materials	1,206.17	1,255.04
Stock in process	45.93	87.15
Finished products	3,865.47	3,278.04
Packages	179.38	172.80
Total	6,289.80	5,681.53

Inventory valuation is as per Significant Accounting Policy no.5.

* Includes Rs 3.33 million (Rs15.55 million) lying with third parties.

SCHEDULE 'H' - SUNDRY DEBTORS

(Considered good unless otherwise stated)

	Rs. Million	31/03/95 Rs. Million
Debts outstanding for over six months :		
Considered good	1,048.89	722.19
Considered doubtful	143.50	99.42
Less : Provision for doubtful debts	(143.50)	(99.42)
	1,048.89	722.19
Other debts	3,269.11	3,084.58
Total *	4,318.00	3,806.77

* Includes Rs 8.93 million (Rs 9.25 million) which are secured.



Bharat Petroleum Corporation Limited

SCHEDULE 'I' - CASH AND BANK BALANCES

	<u>Rs. Million</u>	<u>31/03/95 Rs. Million</u>
Cash on Hand	1,104.75	398.11
[Includes drafts and cheques of Rs. 1,091.51 Million (Rs. 389.84 Million) on hand]		
With Scheduled banks :		
In current accounts	250.19	413.15
In deposit accounts	0.39	850.43
Remittances in transit	931.03	350.99
Total	<u>2,286.36</u>	<u>2,012.68</u>

SCHEDULE 'J' - OTHER CURRENT ASSETS

	<u>Rs. Million</u>	<u>31/03/95 Rs. Million</u>
Interest accrued on investments (including on bank deposits, loans and advances)	19.75	27.91
Total	<u>19.75</u>	<u>27.91</u>



SCHEDULE 'K' - LOANS AND ADVANCES

(Unsecured - considered good unless otherwise stated)

	Rs. Million	31/03/95 Rs. Million
Loans (Secured) :		
To companies	0.83	0.92
To staff *	1,561.07	1,319.34
To others	15.77	6.54
Advances :		
Advances recoverable in cash, or in kind or for value to be received	3,844.67	648.33
Considered doubtful	8.07	7.28
Less : Provision for doubtful advances	(8.07)	(7.28)
	<u>5,422.34</u>	<u>1,975.13</u>
Claims :		
Considered good	349.40	278.96
Considered doubtful	59.44	58.08
Less : Provision for doubtful claims	(59.44)	(58.08)
	<u>349.40</u>	<u>278.96</u>
Deposits :		
With Customs/Excise/Port Trust etc.	266.82	126.20
Others	77.56	69.79
	<u>344.38</u>	<u>195.99</u>
Considered doubtful	0.75	0.94
Less: Provision for doubtful deposits	(0.75)	(0.94)
	<u>344.38</u>	<u>195.99</u>
Total	<u><u>6,116.12</u></u>	<u><u>2,450.08</u></u>

*** Include :**

Due from Officers : Rs 6.85 million (Rs 5.20 million)
 Maximum balances : Rs 8.51 million (Rs 5.97 million)
 Due from Directors : Rs 0.36 million (Rs 0.50 million)
 Maximum balances : Rs 0.73 million (Rs 0.92 million)



Bharat Petroleum Corporation Limited

SCHEDULE 'L' - LIABILITIES

	Rs. Million	31/03/95 Rs. Million
Current liabilities :		
Sundry creditors	4,273.87	4,471.62
Deposits from customers	8.94	9.19
Deposits for containers	5,149.27	4,178.33
Unclaimed Dividend	0.65	0.78
Other liabilities	5,407.84	4,385.47
Interest accrued but not due on loans	72.70	107.56
Total	<u>14,913.27</u>	<u>13,152.95</u>

SCHEDULE 'M' - PROVISIONS

	Rs. Million	31/03/95 Rs. Million
Provision for Taxation (Net of Tax paid)	232.42	157.83
Proposed dividend (Subject to deduction of tax at source)	495.00	495.00
Provision for retirement benefits	425.69	17.29
Total	<u>1,153.11</u>	<u>670.12</u>

SCHEDULE 'N' - SALE OF PRODUCTS

	Rs. Million	1994-95 Rs. Million
Sales	148,227.52	132,570.73
Net recovery from / (payment to) Industry Pool Account	(55,689.60)	(51,532.30)
Total	<u>92,537.92</u>	<u>81,038.43</u>



SCHEDULE 'O' - MISCELLANEOUS INCOME

	<u>Rs. Million</u>	<u>1994-95 Rs. Million</u>
Interest on bank deposits and others	367.15	238.57
Tax deducted at source - Rs. 54.99 Million (Rs. 34.04 Million)		
Income from Long Term Investments		
Interest (gross)	52.56	41.01
Tax deducted at source - Rs. 0.02 Million (Rs. 1.09 Million)		
Dividend (gross)	236.94	197.45
Tax deducted at source - Rs. 54.49 Million (Rs. 48.82 Million)		
Profit on Sales/Maturity	162.83	—
Income from Current Investments		
Interest Gross	26.24	—
Tax deducted at source - Rs. 6.04 Million (Rs. nil)		
Profit on Sales/Maturity	88.68	20.12
Profit on sale/write off of fixed assets (net)	16.53	—
Excess provision for expenses written back	60.14	32.46
Other income	995.20	762.69
Total	<u>2,006.27</u>	<u>1,292.30</u>

SCHEDULE 'P' - INCREASE /(DECREASE) IN INVENTORY

		<u>31/03/95</u>	<u>Rs. Million</u>	<u>1994-95 Rs. Million</u>
Value of closing stock of				
Finished goods	3,865.47	3,278.04		
Stock in process	<u>45.93</u>	<u>87.15</u>	3,911.40	3,365.19
Less :				
Value of opening stock of				
Finished goods	3,278.04	3,649.83		
Stock in process	<u>87.15</u>	<u>51.90</u>	3,365.19	3,701.73
Total			<u>546.21</u>	<u>(336.54)</u>



Bharat Petroleum Corporation Limited

SCHEDULE 'Q' - CONSUMPTION OF STORES, SPARES AND MATERIALS

	<u>Rs. Million</u>	<u>1994-95 Rs. Million</u>
Stores, spares and materials	1,081.18	1,113.66
Less : Charged to other accounts	250.87	305.08
Total	<u>830.31</u>	<u>808.58</u>

SCHEDULE 'R' - POWER AND FUEL

	<u>Rs. Million</u>	<u>1994-95 Rs. Million</u>
Power and Fuel	900.10	909.80
Less : Consumption of fuel out of own production	757.14	771.15
Total	<u>142.96</u>	<u>138.65</u>



SCHEDULE 'S' - EMPLOYEES' REMUNERATION AND OTHER BENEFITS

	Rs. Million	1994-95 Rs. Million
Salaries and wages	2,215.12	1,284.31
Contributions to provident fund and other funds	141.65	83.23
Contribution to gratuity fund	46.89	18.61
Welfare expenses	467.82	224.15
Total	2,871.48	1,610.30

SCHEDULE 'T' - INTEREST

	Rs. Million	1994-95 Rs. Million
On fixed loans	346.18	404.26
Others	47.62	32.95
Total	393.80	437.21



Bharat Petroleum Corporation Limited

SCHEDULE 'U' - OTHER OPERATING AND ADMINISTRATION EXPENSES

	Rs. Million	1994-95 Rs. Million
Repairs and maintenance :		
Machinery	289.34	318.51
Building	101.87	86.64
Others	218.38	202.73
	<u>609.59</u>	<u>607.88</u>
Insurance	109.05	94.94
Rent	511.00	149.71
Rates and taxes	151.06	58.03
Charities and donations	5.51	0.61
Remuneration to Auditors	0.55	0.33
Public utilities	111.36	101.21
Bad debts and claims written off	2.21	0.13
Materials/products written off	5.09	20.29
Provision for doubtful debts etc.	46.05	59.28
Charges paid to other oil companies	143.78	127.74
Travelling and conveyance	180.33	155.92
Telephones, telex, cables, postage etc.	98.67	81.13
Loss on sale/write off of Fixed Assets(net)	—	12.81
Brokerage on Public Deposit	5.73	19.39
Other expenses	696.01	577.41
Total	<u>2,675.99</u>	<u>2,066.81</u>

SCHEDULE 'V' - PRIOR PERIOD INCOME/(EXPENSES)(NET)

	Rs. Million	1994-95 Rs. Million
Sale of products	(2.27)	(2.29)
Miscellaneous Income	(0.91)	—
Duties taxes etc. and other product charges	(13.21)	—
Transportation	—	(1.41)
Consumption of stores, spares and materials	—	0.64
Employees' remuneration and other benefits	—	0.82
Other operating and administration expenses	(12.90)	(3.18)
Rent	—	1.33
Interest	(2.50)	(0.60)
Depreciation	(1.21)	(2.08)
Total	<u>(33.00)</u>	<u>(6.77)</u>



SCHEDULE 'W' - STATEMENT OF SIGNIFICANT ACCOUNTING POLICIES AND NOTES FORMING PART OF ACCOUNTS

A. STATEMENT OF SIGNIFICANT ACCOUNTING POLICIES

1. ACCOUNTING CONVENTION

The accounts are prepared under historical cost convention on accrual system of accounting except where otherwise stated.

2. FIXED ASSETS

2.1 LAND

2.1.1 Land acquired on lease where period of lease exceeds 99 years is treated as freehold.

2.1.2 Advance payments for acquisition of land for which Corporation does not have possession is included in Land "Advance payment".

2.2 FIXED ASSETS OTHER THAN LAND

Expenditure on assets, other than plant and machinery and land, not exceeding Rs.1000 per item is charged to revenue.

2.3 EXPENDITURE DURING CONSTRUCTION PERIOD

Direct expenses (including direct financing costs) incurred during construction period on capital projects are capitalised. Indirect expenses of the project group are allocated only to the projects costing Rs.50 million and above.

3. DEPRECIATION

3.1 Premium paid for acquiring leasehold land for lease period not exceeding 99 years, is amortised over the period of lease.

3.2 LPG cylinders and pressure regulators and other fixed assets costing not more than Rs.5,000 each, are depreciated in full in the year of capitalisation.

3.3 Depreciation on other fixed assets is provided under the straight line method, at rates prescribed under Schedule XIV to the Companies Act, 1956. Additions to fixed assets during the year are being depreciated on pro rata basis from the beginning of the month in which such assets are commissioned.

4. INVESTMENTS

4.1 All current investments are valued at lower of cost or fair market value.

4.2 All long-term investments, other than investments in Government Securities & Public Sector Bonds, are valued at cost and provision for diminution in value thereof is made, wherever such diminution is not temporary.

4.3 Government Securities & Public Sector Bonds are valued at lower of "Cost Price" or "Redemption Price".



Bharat Petroleum Corporation Limited

5. INVENTORY VALUATION

- 5.1 Crude oil is valued at cost on first in first out basis.
- 5.2 Intermediate stocks are valued at feed cost.
- 5.3 Base oil is valued at cost.
- 5.4 Petroleum products are valued at cost as recognised in the pricing structure and changes advised by the Government from time to time or at net realisable value, whichever is lower.
- 5.5 Free trade products and packages are valued at cost or at net realisable value, whichever is lower.
- 5.6 Stores and spares are valued at cost except in the case of slow moving / obsolete items identified as surplus which are valued at Re.1 per item.
- 5.7 In sub paras 5.3, 5.5 and 5.6 'Cost' is reckoned as the weighted average cost.

6. MODVAT

- 6.1 Modvat on revenue items is recognised on receipt of materials.
- 6.2 Modvat on fixed assets and capital stores received upto 31st December, 1995 is recognised on receipts. All such receipts subsequent to that date are inclusive of excise duty and the Modvat credit thereon shall be recognised at the time when the asset is put to use.

7. CLAIMS AND PROVISIONS

Claims and provision on Oil Co-ordination Committee (OCC) are booked on 'in principle acceptance' thereof on the basis of available instructions/clarifications subject to final adjustments after Pool audit, as stipulated. All other claims and provisions are booked on the merits of each case.

8. SALES

Sales include, inter alia, excise/customs duties, Oil Pool Account adjustments and other elements allowed by the Government from time to time.

9. RAW MATERIALS CONSUMED

Raw materials consumed is net of surrenders to/claims from Oil Pool Account.

10. CLASSIFICATION OF INCOME/EXPENSES

- 10.1 Research and development expenditure other than capital expenditure is charged to Profit and Loss Account in the year the expenditure is incurred.
- 10.2 The cost of know-how related to process of manufacture is charged to revenue in the year in which it is incurred.



10.3 Being not material :

- 10.3.1 Income/expenditure upto Rs.0.10 million in each case pertaining to prior years is charged to the current year.
- 10.3.2 Prepaid expenses upto Rs.0.01 million in each case, are charged to revenue as and when incurred.
- 10.3.3 Liabilities for expenses, other than for transportation, rent and property taxes are provided for only if the amount exceeds Rs.0.01 million in each case.
- 10.3.4 Deposits upto Rs.1,000 each placed with Government agencies are charged as expenses in the year of payment.

10.4 Income from sale of scrap is accounted for on realisation.

11. RETIREMENT BENEFITS

Retirement benefits are actuarially valued at the year end and provided for in the accounts.

12. DUTIES ON BONDED STOCKS

Excise/customs duty on stock of finished goods in bond are accounted for on their release from bond. As such goods are also sold in bond, no provision is made for excise/customs duty on bonded stock as at the year end.

13. FOREIGN CURRENCY TRANSACTIONS

13.1 FIXED ASSETS

Borrowings in foreign currency for acquisition of fixed assets are converted at exchange rate prevailing on the date of Balance Sheet or forward contract rates, as the case may be. Exchange fluctuations/hedging costs are adjusted to the cost of assets and corresponding liability account.

13.2 CURRENT ASSETS AND CURRENT LIABILITIES

Current assets and current liabilities involving transactions in foreign currency are converted at exchange rates prevailing on the date of Balance Sheet. Any profit/loss arising out of such conversion is charged to Profit and loss Account.

14. GOVERNMENT GRANTS

In case of depreciable assets, the cost of the asset is shown at gross value and grant thereon is taken to Capital reserve as deferred income which is recognised in the Profit and loss Account over the useful life of the asset.

Government grants of the nature of promoters' contributions are credited to Capital reserve and treated as part of Shareholders' funds.

15. CAPITAL COMMITMENTS AND CONTINGENT LIABILITIES

Capital commitments and contingent liabilities disclosed are those which exceed Rs.0.10 million in each case.



Bharat Petroleum Corporation Limited

SCHEDULE 'W' (Contd.)

B. NOTES FORMING PART OF ACCOUNTS

1. Purchase of products for resale includes payments to third parties for processing fees Rs.48.75 million (Rs. 52.82 million).
2. The Corporation has numerous transactions with other oil companies, which are reconciled on an ongoing basis and are subject to confirmation. Adjustments, if any, arising therefrom are not likely to be material.
3. 3.1 Liability on account of excise/customs duty on finished goods depends on the end use and/or the manner of clearing these goods; it is therefore not practicable to quantify the duties payable on finished goods lying in bond. Accordingly, no provision is made for duty in respect of stock of finished goods held in bond as at the year end, which calculated at maximum rates works out to Rs 593.89 million (Rs. 477.20 million). This has no impact on the Profit for the year.
- 3.2 Differential excise duty on duty paid stocks of Liquefied Petroleum Gas (LPG) and Superior Kerosene Oil (SKO) is dependent on the end use. It is therefore not practicable to quantify such duty payable on closing stock of LPG and SKO. Accordingly, no provision is made in respect of such stocks held at the year end, the quantum of which calculated at maximum rates works out to Rs 121.10 million (Rs.131.77 million). This has no impact on the Profit for the year.
4. Provision for taxation in the Profit and loss Account includes Rs. 1.50 million (Rs.0.80 million) towards wealth tax.
5. Central India Refinery project is being executed by Bharat Oman Refineries Limited (BORL), a Joint Venture Company promoted by the Corporation and Oman Oil Company. The Corporation has disbursed funds aggregating to Rs 42.05 million (net) (Rs.97.97 million) towards this project which is recoverable from BORL (included in Schedule 'K' - Loans and Advances under "Advances recoverable in cash or in kind or for value to be received").
6. A sum of Rs. 6.46 million included during the year in Schedule 'K' - Loans & Advances under "Advances recoverable in cash or in kind or for value to be received" representing the amount spent towards the Numaligarh Refinery Project being undertaken by Numaligarh Refinery Limited (NRL) where the Corporation is a co-promoter alongwith IBP Limited and Government of Assam is recoverable from NRL.
7. The Corporation holds 49% equity in Bharat Shell Limited (BSL) which has accumulated losses. No provision has been considered necessary in the accounts for the consequential diminution in the value of investment as the same is considered temporary in nature and BSL is expecting to recoup its losses.
8. In the light of the opinion given by the Institute of Chartered Accountants of India on accounting for inventories taken and given on loan, the Corporation has classified inventories given on loan under "Loans and Advances" instead of classifying under inventories. Similarly inventories taken on loan are classified under Current Liabilities instead of netting off against inventories. Had the Corporation continued to follow the earlier practice, the following accounts would have been higher as under :

	Rs. million
Stores and spares	3.03
Raw materials	3,220.02
Finished products	16.43
Other liabilities	3,234.14

and correspondingly following items would have been lower;

Advances recoverable in cash or in kind or for value to be received	5.34
Increase in Inventories	447.07
Purchase of products for resale	447.07

This has no impact on the profit for the year.

9. In the light of the opinion given by the Institute of Chartered Accountants of India, the company has accounted an amount of Rs. 23.96 million being Corporation's share of accumulated undistributed surplus



SCHEDULE 'W' (Contd.)

upto 31st March, 1995 as per the audited accounts of Petroleum India International. Had the Corporation continued with its earlier practice the Profit for the year and correspondingly "Advances recoverable in cash, or in kind or for value to be received" at the year end would have been lower by Rs. 23.96 million.

10. As specified in Significant Accounting Policies, investment in Government of India Securities & Public Sector Undertaking Bonds, are valued at lower of "Cost Price" or "Redemption Price" as against "at cost" during the previous year. Accordingly, an amount of Rs. 8.67 million has been charged to the Profit & loss Account of the year. Had this change not been made, the profit for the year and correspondingly the value of the investments as at 31.03.1996 would have been higher by Rs. 8.67 million.

11. Capital Commitments and Contingent Liabilities :

	Rs. million	31/03/95 Rs. million
1. Capital Commitments :		
(a) Estimated amount of contracts remaining to be executed on capital account and not provided for	1,894.05	1,527.84
(b) The Corporation is in the process of acquiring a plot of land at Mahul for developing it for employees' quarters. Pending finalisation of the terms of development, the capital commitment on this account as at 31.03.1996 is unascertainable.	—	—
2. Contingent Liabilities :		
(a) In respect of taxation matters of prior years	38.78	35.82
(b) Other Matters :		
i) Surety bonds executed on behalf of other oil companies for excise/customs duties for which BPCL has signed as surety	1,486.57	335.47
ii) Claims against the Corporation not acknowledged as debts :		
(a) Excise and customs matters	574.23	407.74
(b) Sales tax matters	238.11	1,093.27
(c) Others	1,288.06	985.73
These include Rs 984.59 million (Rs.671.74 million) against which the Corporation has a recourse for recovery and Rs 406.04 million (Rs.274.64 million) on capital account.		
iii) Uncalled liability on shares partly paid up	45.00	—
iv) Claims on account of wages, bonus/ex-gratia payments, in respect of pending court cases.	14.72	102.59

12. Employees Remuneration and other benefits includes Rs. 331.00 million being liability provided for the arrears of wages for all clerical and labour staff of Refinery in line with Memorandum of Understanding (MOU) entered into with two of the three Refinery workmen unions on 26th March, 1996 and 5th April, 1996 respectively and the order of the Honourable Supreme Court dated 26th April, 1996. Out of above, an amount of Rs. 259.50 million being the arrears of wages pertaining to two Refinery workmen unions who have signed the MOU has been accounted during the year as recoverable from Oil Pool Account as per existing procedure.

13. As stated in the Significant accounting policies, during the current year the retirement benefits are actuarially valued and provided for in the accounts. Had this change been not made, Employees' remuneration and other benefits and Provision for retirement benefits would have been lower, and Profit for the year would have been higher by Rs. 408.76 million.

14. 14.1 The net amount of exchange difference credited to the Profit and loss Account is Rs. 1.32 million (Rs.0.25 million).

- 14.2 The amount of exchange difference debited to the carrying cost of fixed assets and credited to loan account is Rs. 5.31 million. (Rs. 0.08 million).



Bharat Petroleum Corporation Limited

SCHEDULE 'W' (Contd.)

14.3 The Company has not entered into forward exchange contracts which could affect the profit or loss of one or more subsequent periods.

15. Managerial Remuneration :

	Rs. Million	1994-95 Rs. Million
Salary and allowances	0.60	0.63
Contributions to Provident Fund and other funds	0.05	0.04
Other benefits	0.17	0.22
	<u>0.82</u>	<u>0.89</u>

16. Remuneration to Auditors :

	Rs. Million	1994-95 Rs. Million
Audit Fees	0.40	0.27
Other Services (for issuing certificates etc.)	0.10	0.01
Out of pocket expenses	0.05	0.05
	<u>0.55</u>	<u>0.33</u>

17. Licensed Capacity, Installed Capacity (as certified by the Management) and actual production in respect of goods manufactured :

	Licensed Capacity	Installed Capacity	Actual Production
(a) Fuel refinery			
(i) In million metric tonnes p.a.	6.00 (6.00)	6.00 (6.00)	7.35 (7.38)
(ii) Production (in kilolitres)			
Light distillates	—	—	2,933,323 (2,837,278)
Middle distillates	—	—	4,826,296 (4,800,171)
Others	—	—	1,056,593 (1,150,355)
(b) Aromatics			
(i) Benzene in metric tonnes (MT)	98,300 (98,300)	98,300 (98,300)	60,575 (57,511)
(ii) Toluene in M.T.	17,600 (17,600)	17,600 (17,600)	13,182 (13,437)
(c) Lubricants in M.T.	96,384 (96,384)	90,000 (90,000)	85,862# (70,787)#
(d) Sulphur in M.T.	5,700 (5,700)	10,950* (10,950)*	NIL (239)

Includes 17986 M.T. (4106 M.T.) produced for Bharat Shell Ltd.

* Designed capacity is based on processing of neat Middle East Crude.

18. Raw materials consumed :

	Quantity KL	MT	Value Rs. million
Crude Oil (net of surrender to/claim from Industry Pool Accounts)	—	7,349,672 (7,381,600)	16,782.25 (16,867.80)
Base oil	90,097 (88,462)	—	1,375.65 (1,184.15)
			<u>18,157.90</u> <u>(18,051.95)</u>

Consumption of base oil excludes own consumption and samples Rs. Nil (Rs.0.01 million).



SCHEDULE 'W' (Contd.)

19. Finished goods purchased, sold and stocked :

Petroleum Products	Opening Stock			Purchases		
	Quantity		Value Rs. Million	Quantity		Value Rs. Million
	KL	MT		KL	MT	
Light Distillates	180,311 (212,589)	126,542 (114,447)	774.71 (744.82)	2,096,890 (1,773,397)	1,262,391 (884,837)	9,728.09 (8,238.65)
Middle Distillates	669,963 (764,391)	83 (83)	1,600.95 (1,828.02)	12,762,916 (10,893,118)	— (506)	30,277.96 (25,626.10)
Others	68,839 (82,711)	35,548 (31,600)	186.00 (189.02)	638,500 (602,187)	516,615 (468,790)	2,595.82 (2,094.66)
Aromatics						
(a) Benzene	1,050 (9,548)		11.25 (79.79)			
(b) Toluene	122 (86)		1.28 (0.93)			
Lubricants	26,006 (29,106)	2,318 (2,734)	703.85 (807.25)			
			3,278.04 (3,649.83)			42,601.87 (35,959.41)
Petroleum Products	Sales			Closing Stock		
	Quantity		Value Rs. Million	Quantity		Value Rs. Million
	KL	MT		KL	MT	
Light Distillates	3,135,734 (2,715,628)	2,533,993 (2,307,921)	27,653.50 (24,048.33)	160,385 (180,311)	129,775 (126,542)	794.00 (774.71)
Middle Distillates	17,457,990 (15,758,434)	— (506)	54,950.70 (47,493.37)	838,668 (669,963)	83 (83)	2,023.31 (1,600.95)
Others	8,340,535 (837,276)	1,309,222 (1,270,665)	5,571.60 (4,962.51)	101,022 (68,839)	70,997 (35,548)	307.92 (186.00)
Aromatics						
(a) Benzene	65,241 (73,686)		539.02 (721.60)	4,498 (1,050)		42.32 (11.25)
(b) Toluene	15,230 (15,408)		147.00 (162.60)	47 (122)		0.45 (1.28)
Lubricants	91,504 (93,241)	4,323 (4,361)	3,676.10 (3,650.02)	24,699 (26,006)	2,196 (2,318)	697.47 (703.85)
			92,537.92 (81,038.43)			3,865.47 (3,278.04)

(a) Purchases exclude inter-product transfers.

(b) Stocks exclude products given on loan basis to other oil companies and include products received on loan basis from other oil companies.

(c) Purchases of petroleum products exclude payments to third parties for processing fee Rs. 48.75 million (Rs.52.82 million) but include own consumption and samples Rs. 17.97 million (Rs.23.02 million).



Bharat Petroleum Corporation Limited

20. Value of imports calculated on C.I.F. basis (excludes imports through canalising agents) :

	Rs. Million	1994-95 Rs. Million
(a) Raw Materials	87.43	—
(b) Capital goods	80.85	120.76
(c) Components and spare parts (including packages, chemicals and catalysts)	224.76	130.73

21. Expenditure in foreign currency (on cash basis) :

	Rs. Million	1994-95 Rs. Million
(a) Interest	5.33	5.47
(b) International Trading Activity	435.51	153.94
(c) Other matters	31.38	17.23

22. Value of Raw materials, stores / spare parts and components including packages, chemicals & catalysts consumed (on derived basis) : (Import includes import through canalisation.)

	Imported		Indigenous		Total
	Rs. Million	%	Rs. Million	%	Rs. Million
Crude Oil	2,534.15	15.10	14,248.10	84.90	16,782.25
	(4,321.72)	(25.62)	(12,546.08)	(74.38)	(16,867.80)
Base Oil	136.77	9.94	1,238.88	90.06	1,375.65
	(104.02)	(8.78)	(1,080.13)	(91.22)	(1,184.15)
Stores/Spare parts and Components (including packages, chemicals & catalysts)	155.24	10.30	1,352.51	89.70	1,507.75
	(272.83)	(17.57)	(12,79.64)	(82.43)	(1,552.47)

23. Earnings in foreign exchange :

	Rs. Million	1994-95 Rs. Million
Exports at F.O.B. value on own account #	3,610.42	2,724.23

Includes receipt of Rs 2,624.02 million (Rs.2,272.64 million) in Indian currency out of the repatriable funds of foreign airline customers.

24. Expenditure on social overheads :

	Rs. Million	1994-95 Rs. Million
(a) Expenditure on township [net of recovery Rs 2.11 million (Rs.1.90 million)]	3.17	3.35
(b) Medical facilities, over and above statutory requirements	1.24	0.78
(c) Social and cultural activities	6.71	5.35
(d) Depreciation on capital assets (as indicated in Schedule 'D')	3.85	5.38

25. Profit and Loss Account includes expenditure on :

	Rs. Million	1994-95 Rs. Million
(a) Entertainment	1.23	1.12
(b) Public relations and publicity	56.09	40.82
(c) Remuneration to staff employed for public relations work	1.41	0.80

26. Research and development

	Rs. Million	1994-95 Rs. Million
(a) Revenue expenditure	11.23	5.24
(b) Capital expenditure	15.66	10.09

27. Value Added

	Rs. Million	1994-95 Rs. Million
	19,554.92	15,621.95



28. STATUTORY INFORMATION PURSUANT TO PART - IV OF SCHEDULE - VI TO THE COMPANIES ACT, 1956

Balance Sheet Abstract and Company's General Business Profile

I. Registration Details

Registration No. 8931/TA/III of 1952-53

State Code 11

 Balance Sheet Date 31 03 1996
 Date Month Year

II. Capital Raised during the Year (Rs. million)

 Public Issue
 NIL

 Rights Issue
 NIL

 Bonus Issue
 NIL

 Private Placement
 NIL

III. Position of Mobilisation and Deployment of Funds (Rs. million)

 Total Liabilities
 22561.79

 Total Assets
 22561.79

Sources of Funds

 Paid up Capital
 1500.00

 Reserves & Surplus
 15818.00

 Secured Loans
 2483.55

 Unsecured Loans
 2760.24

Application of Funds

 Net Fixed Assets
 17940.16*

 Investments
 1657.98

 Net Current Assets
 2963.65

 Misc. Expenditure
 NIL

 Accumulated Losses
 NIL

* Includes Capital work-in-progress

IV. Performance of Company (Rs. million)

 Turnover
 92537.92

 Profit/Loss Before Tax
 ✓ 6527.75

 Earnings Per Share in Rs.
 25.72

 Total Expenditure
 88529.65

 Profit/Loss After Tax
 ✓ 3857.75

 Dividend Rate %
 33

V. Generic Names of Three Principal Products/Services of Company (as per monetary terms)

a) Item Code No. (ITC Code)

2709.0000

Product Description

PETROLEUM PRODUCTS

b) Item Code No. (ITC Code)

2902.20

Product Description

BENZENE

b) Item Code No. (ITC Code)

2710.9

Product Description

LUBRICANTS

Note : ITC code of products as per Indian Trade Classification based on harmonised commodity description and coding system by Ministry of Commerce, Directorate General of Commercial Intelligence & Statistics.



Bharat Petroleum Corporation Limited

29. In accordance with the approval from Department of Company Affairs, Ministry of Law, Justice and Company Affairs, vide approval 46/30/94-CL.III dt. 4.2.1994 the figures have been shown in rupees million.
30. Figures of the previous year have been regrouped wherever necessary, to conform to current year presentation.

Signature to Schedules 'A' to 'W'

For and on behalf of the Board of Directors

U. SUNDARARAJAN
Chairman and Managing Director

V.K. RAINA
Director (Marketing)

K.S. MANIKASHETTI
Company Secretary

Place : New Delhi
Date : 16th May, 1996



BHARAT PETROLEUM CORPORATION LIMITED

CASH FLOW STATEMENT

	For the year ended 31st March	1996	1995
	Notes	Rs. Million	
A. Cash Flow from Operating Activities			
Net Profit Before tax and prior period items		6,560.75	4,585.25
<i>Adjustment for</i>			
Depreciation		2,179.77	2,603.01
Interest paid		393.80	437.21
Foreign Exchange	Note 3	(1.32)	(0.25)
(Profit) / Loss on Sale of fixed assets		(16.53)	12.81
(Profit) / Loss on Sale of Long-term Investment	Note 4	(162.83)	—
Interest Received on Long-term Investment		(52.56)	(41.01)
Dividend Received		(236.94)	(197.45)
Other Non-Cash items	Note 5	(50.15)	(31.23)
Operating Profit before Working Capital Changes		8,613.99	7,368.34
<i>Invested in :</i>			
Trade Receivables		511.23	1,295.93
Other receivables	Note 6	3,657.88	127.39
Inventory		608.27	(743.52)
Current Liabilities & Payables		(2,229.31)	(1,713.62)
Cash generated from Operations		6,065.92	8,402.16
Interest paid on loans other than fixed loans		47.62	32.95
Direct Taxes paid		2,595.41	1,749.10
Cash flow before prior period items		3,422.89	6,620.11
Prior Period Items		33.00	6.77
Non Cash items - Depn.		(1.21)	(2.08)
Net Cash from Operating Activities		3,391.10	6,615.42



Bharat Petroleum Corporation Limited

CASH FLOW STATEMENT (Contd.)

	For the year ended 31st March	1996	1995
	Notes	Rs. Million	
B. Net Cash Flow on Investing Activities			
Purchase of fixed assets	Note 7	(4,712.08)	(4,346.94)
Sale of fixed assets		67.28	14.30
<i>Investment in Joint Venture Companies</i>			
Bharat Shell Ltd.		(330.75)	—
Bharat Oman Refineries Ltd.		(95.00)	(5.00)
Numaligarh Refinery Ltd.		(431.06)	—
Petroleum Infrastructure Ltd.		(30.00)	—
Purchase of Other Investments		(0.08)	(433.44)
Sale of Investments	Note 8	1,322.10	0.01
Interest Received		52.56	41.01
Dividend Received		236.94	197.45
Net Cash Flow on Investing Activities		<u>(3,920.09)</u>	<u>(4,532.61)</u>
C. Net Cash Flow on Financing Activities			
Proceeds from Issue of Share Capital		—	—
Receipt of Grant - Capital Reserve		—	7.99
Long term Borrowings	Note 7	110.85	990.21
Repayment of loans		(610.91)	(821.70)
Interest on fixed loans		(346.18)	(404.26)
Dividend Paid		(495.00)	(165.00)
Net Cash Flow on Financing Activities		<u>(1,341.24)</u>	<u>(392.76)</u>
D. Net Increase / (Decrease) in Cash and Cash equivalents (A-B-C)		<u>(1,870.23)</u>	<u>1,690.05</u>



CASH FLOW STATEMENT (Contd.)

	Rs. Million	
Cash and Cash equivalents as at 31st March	1995	1994
Cash in Hand	398.11	384.33
Cash at Bank	1,263.58	61.38
Cash in transit	350.99	510.67
Certificate of Deposits with banks	483.86	—
Cash Credit from scheduled banks	(527.25)	(840.17)
Unsecured loans from scheduled banks	(685.78)	(522.75)
	<u>1,283.51</u>	<u>(406.54)</u>
 Cash and Cash equivalents as at 31st March	 1996	 1995
Cash in Hand	1,104.75	398.11
Cash at Bank	250.58	1,263.58
Cash in transit	931.03	350.99
Certificate of Deposits with banks	—	483.86
Cash Credit from scheduled banks	(1,804.86)	(527.25)
Unsecured loans from scheduled banks	(1,068.22)	(685.78)
	<u>(586.72)</u>	<u>1,283.51</u>
 Net change in Cash and Cash equivalents	 <u>(1,870.23)</u>	 <u>1,690.05</u>

Explanatory notes to Cash Flow Statement

1. The Cash Flow Statement is prepared in accordance with the format prescribed by Securities and Exchange Board of India.
2. In Part-A of the Cash Flow Statement, figures in brackets indicate deductions made from the Net Profit for deriving the net cash flow from operating activities. In Part-B and Part-C, figures in brackets indicate cash outflows.
3. The net profit in respect of exchange difference arising out of conversion of current assets (realisable in foreign currency) at the exchange rate prevailing on the date of Balance Sheet is furnished under the head "Foreign Exchange".
4. The profit on sale of Units of Rs. 162.83 million is shown in "(Profit) / Loss on Sale of Long-term Investment".
5. "Other Non-Cash items" include excess provisions written back, foreign exchange adjustments not accruing in cash and miscellaneous adjustments not affecting cash flow.



Bharat Petroleum Corporation Limited

CASH FLOW STATEMENT (Contd.)

6. Increase in "Other receivables" is mainly on account of non-receipt of claims from Oil Co-ordination Committee. Consequently there is a net decrease in the "Cash and Cash equivalents" during the current year.
7. "Purchase of Fixed Assets" and "Long-term Borrowings" exclude the additional liability of Rs. 5.31 million (1994/95 - Rs. 0.08 million) arising on account of exchange variation on the amount of foreign currency loan outstanding as at the date of Balance Sheet.
8. Realisation on sale of Unit-64 of Unit Trust of India is furnished under the head "Sale of Investments".

For and on behalf of the Board of Directors

U. SUNDARARAJAN
Chairman & Managing Director

We have verified the above Cash Flow Statement of Bharat Petroleum Corporation Limited for the year ended 31st March, 1996 prepared by the Company and certify that the Statement have been derived from the accounts of the Company audited by us and has been prepared in accordance with Stock Exchange listing requirements.

For Dalal Desai & Kumana
Chartered Accountants

VIJAY N. BHATT
Partner

New Delhi
Dated : 16th May, 1996

For Borkar & Muzumdar
Chartered Accountants

DILIP MUZUMDAR
Partner

ANNEXURE TO THE DIRECTORS' REPORT

Particulars of Employees under Section 217(2A) of the Companies Act, 1956 read with the Companies (Particulars of Employees) Rules, 1975 for the year ended 31st March, 1996

	NAME	QUALIFICATION	AGE	DESIGNATION NATURE OF DUTIES	DATE OF CO- MMENCEMENT OF EMPLOYMENT	TOTAL NO. OF YRS EXPRNC	REMUN- ERATION	PARTICULARS OF LAST EMPLOYMENT	PERIOD YEARS- MTHS
1	PAUL S	ME MECH ENGG	48	CH. CONSUMER SALES MGR	06/08/86	25	3,53,786	SALES EXECUTIVE (MACHINERY)	6 YEARS
2	FONSECA N.	SR CAMBRIDGE	54	SECRETARY TO C&MD	22/04/61	35	3,91,803	METAL BOX INDIA LTD	7 MTHS
3	SUNDARARAJAN U	A I C W A	53	CHAIRMAN & MANAGING DIR.	24/04/81	28	3,48,196	LADY SECRETARY DODGE & SEYMOUR (I) P.LTD	1 YEAR
4	D COSTA C	BA	41	SR. DM PLINE (LPG)	30/06/80	21	3,36,253	FINANCIAL CONTROLLER TAMILNADU CEMENT CORPN LTD	2 MTHS
5	MENEZES G	SSC	53	DY. MGR. (SPECIAL DUTIES)	13/03/62	33	4,09,234	STENO SECRETARY BLUE STAR LTD.	3 YEARS
6	SUMITA BOSE ROY	B.COM (HONS)	42	DGM (HRD)	03/09/79	18	3,74,160	STENOGRAPHER METALLICA WORKS PVT. LTD.	2 MTHS
7	LOBO L	B.COM/ICWA (COST A/C)/CERT. IN FOTRAN	49	DGM (PRICING & STOCKS)	03/09/79	33	3,98,250	QUALIFIED ASST/AUDITOR MOOKHERJEE BISWAS & PAT.	4 MTHS
8	RAVICHANDRAN J	B.A./C.A.	41	DGM FINANCE, NR	03/09/79	19	4,03,182	ACCOUNTANT COAL INDIA	5 YEARS
9	*VARMA R.K.	BA/LLB(FIRST YEAR)	57	DIRECTOR (MARKETING)	20/06/57	39	1,99,301	CH. ACCOUNTANT A BOND STRANDS P. LTD	2 MTHS
10	CONFECTIONER HIRA S	BA STENOGRAPH	40	SECRETARY TO GM(HRD)	21/11/77	19	3,19,785	NOT APPLICABLE	
11	THADHANI SONU	BA	42	SR. MGR. COMPANY SECY. DEPT.	12/12/77	20	3,99,872	CLERK & TEL OPERATOR AGRICULTURAL FIN. CORPN. LTD	2 YEARS
12	FRANCO ELSA	S S C PRE-DEGR EE COMM	49	SECRETARY TO DIR (F)	02/12/70	29	3,79,708	SECRETARY POYSHA INDUSTRIAL CO. LTD.	1 YEAR
13	ANNIE ABRAHAM	B.COM(HONS) ACA	42	SFM, AUDIT, S.R.	01/04/81	20	3,61,154	ASSISTANT P.J. BHIDE & CO.	6 MTHS
14	RANA D S	BA MBA (BUSINES MGT)	36	SR. MGR. MUMBAI, DIR. DIVN.	16/04/81	15	3,48,145	NOT APPLICABLE	6 MTHW
15	JOGI S S	B TECH (CHEM) PGDM, MBA	37	MGR BITUMEN SALES	04/05/81	15	3,00,489	NOT APPLICABLE	
16	SAHI R B	B.COM, MBA (II MAHEMDABAD)	36	GM (PLANNING)	28/04/81	15	3,83,174	NOT APPLICABLE	
17	*PADMANABHAN V	B.COM A C C S G.C.D.D.COM	58	CH. STE. MANAGER	03/04/56	40	2,33,818	NOT APPLICABLE	
18	ROSE SAMIR	B SC	56	DGM (LUBS OPS.)	01/05/64	31	3,99,627	OFFICER TRAINEE CHARTERED BANK	2 YEARS
19	GUZDER SILLOO	B A (HONS) SECR ETARIAL DI	41	SECRETARY TO GM (I & A)	15/10/76	19	3,25,564	STENOGRAPHER THE EMPLOYERS' FEDERATION	2 MTHS
20	PADH H K N	BE (MECH)	47	MANAGER (AUDIT)	02/02/84	25	3,17,963	MECHANICAL ENGG NEW KARACHI ENGG. WORKS	1 YEAR
21	SOKHI J S	B TECH (MECH) MBA, IIM BANGALORE	42	DGM (EDP)	15/06/81	17	3,81,981	DESIGN ENGG. GODREJ & BOYCE	1 YEARS 1 MTH
22	ANAND B	B TECH (ELECT) PG DBM	38	CH. TRAINING MGR BPTC	01/07/81	15	4,14,369	NOT APPLICABLE	
23	CHAKRABORTY B K	B.COM (HONS) A C A C S (I)	45	DGM (CORPORATE FINANCE)	27/03/78	24	4,07,704	JR QUALIFIED ASSTT LOVE LOCK & LEWIS	1 YEAR 1 MTH
24	ASHOK SINHA	BTECH (ELEC) MBA	44	EXE DIR. (CORP. AFFAIRS)	01/08/77	22	4,56,036	CUSTOMER ENGG INT. COMP LTD	1 YEAR 3 MTHS
25	RADHAKRISHNAN S	B TECH MECH ENG PGDM	45	GM (WESTERN REGION)	15/07/77	23	4,45,877	SALES ENGINEER L&T	2 YEARS 2 MTHS
26	JOSHI S K	B.COM/C A	44	GM (FINANCE MKTG.)	13/02/78	23	4,76,330	ASSTT. ACCOUNTANT TIFR	7 MTHS
27	JAIN S K	B SC (ENGG-PRODIN) ADPE, LLB	47	GM (HRD)	06/08/82	26	4,04,845	PLNG MGR (WORKS) IBP	5 YEARS
28	MANE D K	BE (MECH) DIP P ROJ MGMT, PGD (HRD) - 3RD SEMES	43	CH. EFF. RESEARCH MANAGER	24/02/78	20	4,04,188	ENGR (PROJECTS & PLNG) HIND ORGANIC CHEM LTD.	1 YEAR 5 MTHS
29	*VAJIFDAR R.F.	MA	58	DGM (MP&DI)	19/02/62	34	2,07,781	NOT APPLICABLE	
30	ROHATGI MUKESH	B TECH CHEM MBA	46	GM (ExP)	08/04/82	22	4,47,446	MATERIALS MANAGER HARYANA DETERGENTS LTD.	2 YEARS 3 MTHS
31	SENGUPTA C K	B.COM (HONS) AICWA	48	EXEC. DIRECTOR (FINANCE)	30/07/81	24	4,17,750	SR. ACCOUNTANT OIL INDIA LTD.	2 YEARS 4 MTHS
32	DCOSTA JANE C	M COM DIP IN PM	36	DY MGR FIN. ACS.	02/11/81	15	3,17,245	STENO SECRETARY SHANTIDOOT MKTG.	2 MTHS
33	AGARWAL A K	B.COM FCA	52	EXE. DIRECTOR (AUDIT)	01/11/71	27	5,61,691	SR. AUDIT OFFICER PEAT MARWICK MITCHELL	1 YEAR 6 MTHS
34	SRIVASTAV V K	B SC MECH ENG	46	MGR ENGG (SEWREE COMPPRO)	21/09/82	23	3,29,865	SCIENTIFIC OFFICER ENGG. POWER PROJECT ENGG. DIVISION	8 YEARS



Bharat Petroleum Corporation Limited

	NAME	QUALIFICATION	AGE	DESIGNATION/ NATURE OF DUTIES	DATE OF CO- AMENCEMENT OF EMPLOYMENT	TOTAL NO. OF YRS. EXPRNC	RENU- NERA- TION	PARTICULARS OF LAST EMPLOYMENT	PERIOD YEARS/ MTHS
35	VIRK J S	B SC MECH ENCG	48	DGM (LPG OPS)	01/10/82	23	3,71,072	SCIENTIFIC OFF/ENGG DEPT OF ATOMIC ENERGY	7 YEARS
36	JOSHI U N	BE MECH	43	DGM(MMPL)	20/05/82	21	3,63,651	PURCHASE OFFICER MUKAND IRON & STEEL	1 MTH 5 YEARS 9 MTHS
37	BEHURIA S	B A (HONS) /PGD BA	44	EXE.DIRECTOR (SALES)	01/06/73	23	4,78,599	NOT APPLICABLE	
38	BHARUCHA T R	SSC	47	SECRETARY TO DIR(M)	12/07/73	23	3,34,682	NOT APPLICABLE	
39	DUTTA SK	B TECH CIVIL MIE	54	GM (LUBS)	16/09/63	32	4,25,289	APP ENGG APUJAY STRUCTURALS LTD.	1 MTH
40	NANTHUR N A	F Y SCIENCE	46	SECRETARY TO STAFF D EPT	12/09/73	27	3,02,925	SECRETARY CENTION INDU. ALLIANCE P. L	2 YEARS 7 MTHS
41	RAO P J	B.SC	47	SECRETARY TO GM(LPG)	04/06/74	25	3,66,028	STENOGRAPHER I CIBA GEIGY OF INDIA LTD.	2 YEARS 9 MTHS
42	SINHA J	MA	52	SECRETARY TO EXE. DIRECTOR (FIN.)	27/06/74	23	3,30,738	STENOGRAPHER TRILOKNATH CHOPRA	2 YEARS 5 MTHS
43	JAIN E	B A HONS ECO SECRETARIAL COURSE	43	DY MANAGER STAFF, NR	03/03/75	22	3,08,970	SECRETARY CIBA-CIEGY, BOMBAY	5 MTHS
44	VAKIL SHIVANCI	B COM, DIP B M	45	DY MGR GOVT. AUDIT	24/11/75	22	3,35,416	JUNIOR OFFICER ICICI LTD., BOMBAY	3 MTHS
45	CLUTTON LINDA	SSC, SECRETARIAL DIP	42	SECRETARY TO DIR(P)	03/05/76	22	3,14,875	STENOGRAPHER SHARPEDEGE LTD.	1 MTH
46	NALINI MURTHY K	M A DIPLOMA IN JOURNALISM	44	DGM (RESELLER MKT.)	01/07/82	19	3,79,300	EXECUTIVE PUBLIC RELATION STUP CONSULTANTS LTD.	1 YEAR 4 MTHS
47	SAI PRABHAKAR V	BSC BJ MCJ	40	CDM, BOMBAY (LPG)	16/07/82	19	3,60,666	ASST.PUBLIC RELATION MGR. NATIONAL THERMAL POWER COP	9 MTHS
48	NAYAK A D	M TECH HIGHWAYS MIEDBM	57	CH. SALES SERVS MGR	23/05/63	35	4,79,712	ASSOCIATE LECTURER MAULANA AZAD COLLEGE, BHOP	1 YEAR 3 MTHS
49	VENKATA KRISHNA V	B COM, ACA	47	DGM (AUDIT)	03/12/82	22	4,14,130	DY. MGR COSTS & BUDJGES SPECIAL STEELS LTD.	1 YEAR 8 MTHS
50	WANKHEDE G S	BE (MECH)	41	CH. OPERATIONS MANAGER	07/12/82	20	3,59,715	JR TECH OFFICER SHIPPING CORPN OF INDIA	2 YEARS 4 MTHS
51	BHATIA A S	BE (MECH) MASTER IN ADMIN MANAGEMENT	47	CH. MGR (AUDIT)	15/12/82	25	3,63,567	ASST CHIEF MECH ENGR FERTILIZER CORPN OF INDIA	12 YEARS 7 MTHS
52	MOHAN SEETHARAMAN	BE (MECH)/MBA/I M BANGALORE	44	DGM (DIST.)SR	03/01/83	22	4,26,791	SR. ACCTS OFFICER (COST) BHEL BHOPAL	5 YEARS 5 MTHS
53	SARKAR A R	BTECH CHEM ENCG	46	DGM (MATERIALS)	03/01/83	25	3,68,875	PROJECT RELATIONS ENGR LARSEN TOUBRO LTD. PROJECT ENGINEER	11 YEARS
54	SEN DIPANKAR	M SC (CHEM) PGDMS	43	GM (INTL. TRADE & SUPPLIES)	03/01/83	20	4,06,995	COMMERCIAL OFFICER HINDUSTAN COPPER LTD.	7 YEARS 8 MTHS
55	TELTUMBDE A B	BE MECH, MIE, MBA (IIM AHMEDABD) DOCTOR OF PHILO.	45	DGM (EXPL. & PRODUCTION	11/04/83	23	4,14,115	PROJECT MGR KHANDELWAL FERRO ALLOYS	8 MTHS
56	DAS BHASKAR	B TECH MECH ENGG PGDM	38	SR. MGR EDP CELL, E.R	07/06/83	13	3,53,381	NOT APPLICABLE	
57	*PHATARPHOD V D	B COM L L B	58	DGM (EDP) SPL DUTIES	25/09/56	40	2,43,313	NOT APPLICABLE	
58	GIDWANI N.A.	B.A.	52	SECRETARY TO ED (SALES)	20/06/66	32	4,33,432	SECRETARY AJIT INDIA PVT.LTD.	1 YEAR 3 MTHS
59	KUDALISA S K	BSC, ENGG (CHEM)	42	CH. LPG OPS. MGR. N.R.	23/06/86	21	3,21,535	SR PROCESS ENGINEER SYNTHETICS & CHEMICALS LTD.	1 YEAR 5 MTHS
60	CHATURVEDI R K	M SC	43	GM (NR)	18/10/82	23	4,21,274	DY.D.M. IBP	9 YEARS
61	GHAN S P	B TECH (CHEM) PGD IN INT	42	SR.MGR. AHMEDABAD DIVN	05/01/84	22	4,13,892	CH EXEC (MKTG) CHINAI COMM CO	4 MTHS
62	DAS R N	B TECH CHEM ENG	50	CH LPG OPS MANAGER	03/07/86	25	3,48,921	WORKS MGR BENGOL CHEM.&PHAR.LTD.	2 YEARS
63	*TANDON J K	B A	58	MANAGER TRAINING AND RECRUITMENT, N.R.	18/03/57	39	2,12,563	NOT APPLICABLE	
64	ROY SOUMESH	M A (ECO) DIP. IN PERS. MGMT	43	SR.EMPLOYEE RELATION MGR.	17/07/86	25	3,04,090	PERSONNEL OFFICER HINDUSTAN FERT. CORPOF IN	5 YEARS 5 MTHS
65	RANA BASUDEV	B SC MECH ENCG	44	CIM, KANDLA	04/05/83	21	3,47,028	SR ENGINEER BHARAT PUMPS & COMP.	7 YEARS 8 MTHS
66	KUTE M L	B E MECH	41	CIM, SEWREE	01/09/86	20	3,48,281	MANAGER MFG ENGINEER KIRLOSKAR PNEUMATICS CO LTD.	5 YEARS 6 MTHS
67	BALWATKAR V P	DIP MECH ENCG AMIE	55	MGR ENGG (OFFICE SER)	24/01/84	32	3,75,464	DEPUTY MANAGER BHARAT FORCE CO.LTD.	9 YEARS 4 MTHS
68	CHAUHAN K M S	BA, LLB, POST GRADUATE DIP. IN MKTG. MGMT	50	DGM (LPG SALES)	01/09/86	23	3,55,762	DIV. MANAGER SHALIMAR PAINTS	6 YEARS
69	KUMAR V D	B SC/DMA	50	GM (SALES)	16/04/84	27	4,05,132	DIVL MGR III IBP CO LTD	6 YEARS
70	KOSHY T K	MSC, IPS, DIP SLS MGMT	57	GM (SR)	01/10/62	33	4,32,325	NOT APPLICABLE	

ANNUAL REPORT 1995-96



NAME	QUALIFICATION	AGE	DESIGNATION NATURE OF DUTIES	DATE OF CO- MMENCEMENT OF EMPLOYMENT	TOTAL NO. OF YRS EXPRNC	REMU- NERA- TION	PARTICULARS OF LAST EMPLOYMENT	PERIOD YEARS- MTHS
71	TIWARI B K	B E (MECH) M TECH M A (PH B COM LLB PGDMM	45 SR MGR (SPL DUTIES)	27/06/86	22	3,52,378	FOREMAN TO ASST MGR TELCO	9 YEARS
72	MISRA DHABALESH P	B COM LLB PGDMM	43 MGR. BHUBANESHWAR	04/06/86	22	3,24,711	SALES OFFICER HINDUSTAN FERT. CORPN LTD	9 YEARS
73	MAJUMDAR T K	LLB. SOLICITORS HIP	50 DGM (LEGAL) CO	01/04/82	26	4,25,877	LAW OFFICER WEST BENGAL IND. DEV. CORP	9 YEARS 2 MTHS
74	GHOSE SANJOY	BE (CIVIL) MIE CHARTERED	44 SR MGR. (SPL. DUTIES)	29/10/82	22	3,34,111	DIV. ENCR VISAKHAPATNAM STELL PROJ.	1 YEAR
75	PRASAD R	B SC ENGG MECH	48 SR. PROJ. MGR. APT	29/06/83	27	3,80,599	PROJ ENGINEER F C I LTD	14 YEARS 2 MTHS
76	*RAY S K	B SC (PHY. HONS) M SC TECH	58 CH. SAFETY MANAGER	16/08/83	35	99,234	DEPOT SUPD T HPCL	22 YEARS 8 MTHS
77	CHAKRAVARTY M	B A (HONS) MBA	48 SR. MGR. OPS.	24/10/84	26	3,70,129	DY. MGR. (S&D) IOC, CALCUTTA	15 YEARS 9 MTHS
78	PAKRASHI R	B SC	43 MGR., DIST.	02/06/86	20	3,44,554	AREA SALES EXECUTIVE MODI INDUSTRIES LTD	5 MTHS
79	SARKAR SANTANU	BA (HONS) DIP. IR & PM	42 CH STAFF & IR MGR, WR	01/07/86	19	3,48,799	DY. MANAGER INDIAN IRON & STEEL CO. LTD	3 YEARS 6 MTHS
80	SINGH S C	BE (METALLURGY)	45 MANAGER SAFETY	20/05/87	20	3,56,283	ASST MGR (ANN) STEEL AUTHORITY OF INDIA	11 YEARS 4 MTHS
81	DAS MUNSHI A R	MSC, DSW	42 MGR. STAFF, ER	04/06/86	19	3,17,488	ASST PER MANAGER TYRE CORPN OF INDIA	1 YEAR
82	SHARMA SUNEEL	B A (TDC)	42 MGR HINDI CELL	14/07/86	20	3,20,204	AREA MANAGER GOODYEAR INDIA LTD.	6 YEARS 1 MTH
83	ANURAG DEEPAK	B E (MECH)	41 DGM (OPS.)	11/10/82	22	4,24,494	SR ENCG PROJ SALES BHEL, HARDWAR	7 YEARS 8 MTHS
84	GUPTA R M	B. SC (ELEC. ENCG), M. B. A.	43 DGM (DIST.) W.R.	12/10/82	21	3,70,117	SALES ENCG MACNEIL & MAGOR LTD	3 YEARS
85	YADAV H S	B E (MECH ENGG)	44 CH. MGR. CONST., BINA	25/10/82	22	4,11,086	ASST ENCG. (CONST) TATA CONSULTANCY ENCG	1 YEAR 8 MTHS
86	SHARMA S K	B. SC/M. TECH (IE) /DIP. PMI.	46 G. M (EASTERN REGION)	25/11/82	25	4,25,988	PROJ. ENGR NATIONAL FERTILIZERS LTD	6 YEARS 9 MTHS
87	*JOHN J	MBA (MKTG) BA	46 DGM (RM)	10/01/83	17	1,66,296	TERRITORY SALES MANAGER TELEQUIP SERVICES LTD-MADR	4 YEARS 3 MTHS
88	SINGH TEJINDER	BE (MECH)	46 CH. ENCG. MANAGER, N. R.	04/04/83	24	3,51,421	MECHANICAL ENCG. THAPAR INTRAFOR CO. OF IND.	5 MTHS
89	NEGI K B S	BSC, B. TECH, MIE, PGD (PROJ. MGMT.) PGD (FOR TRD. MGT)	45 CHIEF ENCG. MANAGER	25/04/83	22	3,83,226	SR. COMM. ENGINEER BHARAT HEAVY ELEC. LTD.	8 YEARS 3 MTHS
90	SAGAR MADHU	M A SOCIOLOGY DIPLOMA IN PR & JOURNALISM	38 CDM, DELHI (LPG)	31/03/83	16	3,25,390	SR. PUBLICITY ASSTT INDIAN COUNCIL OF AGRICULT	2 YEARS 8 MTHS
91	BEDI S. K.	B A HONS/MA (ECO)	56 DIRECTOR (PERSONNEL)	01/12/64	31	3,73,613	NOT APPLICABLE	
92	BANSAL A K	B COM, LLB	43 GM (AVIATION)	01/12/83	24	4,52,291	MGR MKTG SERV IBP	1 YEARS 7 MTHS
93	GHOSH PALLAV	BA/MBA (DELHI)	43 DGM (SALES) NR	30/11/83	20	3,68,852	SR SALES OFFICER, IOC	2 MTHS
94	MATHUR S K	BSC ELEC ENG	44 CH. MKTG. SERVICES MGR, ER	23/02/84	21	3,70,339	SR. SALES OFFICER IBP CO. LTD.	9 YEARS 1 MTHS
95	RAINA V K	LICENTATE IN CIVIL ENCG.	55 DIRECTOR (MARKETING)	01/01/63	36	4,92,575	SURVEYOR & INVESTI OFFICE FLOOD CONTROL LTD.	2 YEARS
96	RAMAKRISHNAN A	B COM	43 DGM (PERSONNEL) S.R.	22/11/82	20	3,63,735	BRANCH MANAGER APOLLO TYRES	6 YEARS 3 MTHS
97	GIRI VINOD	B. A.	44 DGM (DIRECT MARKET)	01/12/82	23	3,59,783	REGIONAL S&D MGR-MADRAS INDO-BURMA PETROLEUM	2 YEARS
98	KRISHNAMURTI S	B SC HONS	43 GM (COORDINATION)	15/12/82	22	3,85,085	DY. REGIONAL FIN. CONTROL IBP, MADRAS	5 MTHS
99	BALASUBRAMANIAN T K	B. COM/ICWA/NMIS	56 DGM FIN. (MKTG. PROJECTS)	19/01/83	35	3,82,219	OFF MGR A/CS/DY FIN MGR STATE TRADING CORPN, CAL	12 YEARS 6 MTHS
100	SATHIASEELAN T	B E (MECH) MBA	49 CEM (FACILITIES), MT	24/10/84	24	3,72,477	DY. MGR PLANNING HINDUSTAN TELEPRINTERS	11 YEARS 4 MTHS
101	GHOSH ADHIR	BSC CERT IN MGMT -EXT. PROG	44 MANAGER RECRUITMENT & TRG	07/02/84	24	3,47,620	COMMERCIAL OFFICER HOLMAN CLIMAX MFG. LTD	5 YEARS 1 MTH
102	TAMOTHIA S K	BE (MECH.)	47 CH. OPS. MANAGER, E.R.	28/04/86	24	3,66,447	SR ENCR (OPR) KUDREMUKH IRON ORE CO LTD	8 YEARS 3 MTHS
103	THOMAS D M	B SC PHYSICS	47 CDM, CALCUTTA DIVN.	28/04/86	25	3,82,537	BRANCH MANAGER SPENCER & CO LTD	5 YEARS 8 MTHS
104	MOHAN M J	B. SC/DLL DPMIR	45 DGM (PERSONNEL) N.R.	28/04/86	23	3,88,593	OFFICER, BANK OF BARODA	2 YEARS
105	MURALI K	M COM	44 SR DM. VISAKHAPATNAM	28/04/86	10	3,17,344	NOT APPLICABLE	
106	RAMADORAI N	BSC	40 SR. D.M. SLC	28/04/86	24	3,17,142	PROFESSIONAL SERVICE REP S. G. PHARMACEUTICALS	10 YEARS



Bharat Petroleum Corporation Limited

	NAME	QUALIFICATION	AGE	DESIGNATION NATURE OF DUTIES	DATE OF COMMENCEMENT OF EMPLOYMENT	TOTAL NO. OF YRS EXPRNC.	REMUN- ERATION	PARTICULARS OF LAST EMPLOYMENT	PERIOD YEARS MTHS
107	LAL VIJAY B	B.SC. ENGG. MECH. P.C.D. B.M.	45	CH. PROJECT MGR. (LPG)	15/05/86	25	3,31,484	MANAGER OPERATION DELTON CABLES LTD	15 YEARS 4 MTHS
108	KAKARIA KULDIP B	BSC MA	46	MANAGER (SPL DUTIES) P&MS	14/05/86	23	3,18,829	SALES EXECUTIVE SUPER PARTS (P) LTD	4 YEARS
109	RAMU N S	B.E. (MECH.), MBA	45	CH CORPORATE PLANNING MGR	12/05/86	22	3,55,063	CHIEF ENGINEER MCDOWELL & CO LTD	6 YEARS 2 MTHS
110	CHIRAMAL GRACE A	M.A. (BT)	55	DY. MGR STAFF, WR	09/08/71	24	3,17,554	STENOGRAPHER UNION CARBIDE INDIA LTD	2 MTHS
111	KULKARNI SUDHIR M	B.E. MECH	42	MGR MATS (LPG EQUIP PROC)	03/12/85	18	3,07,336	ENGG. PLANNING AUTOKLIN PLANT & EQUIP. LTD.	5 MTHS
112	KANJILAL S	BE MECH PGDMM	39	SR. PROJ. COOD. MONIT. MGR.	31/12/85	15	3,29,433	SR. PURCHASE OFFICER H.P.C.L.	6 YEARS
113	PAINTER V K	B.E. MECH DIP IN EXPORT & IMPORT MGMT	40	SR MGR. MATS (M)	30/12/85	17	3,50,167	ASSTT. ENGINEER ENGINEERS INDIA LTD	3 YEARS 1 MTH
114	MIRANDA C	B SC MSW DBM	42	MGR. SPL. DUT. NOIRIMP ANAM	01/04/86	20	3,09,941	ADMINISTRATIVE OFFICER DATAMATICS CONSULTANTS LTD	4 MTHS
115	SASTRY V L	B TECH (CHEM)	48	SR. MGR. SAFETY, S.R.	28/04/86	26	3,22,347	ASST PLANT MGR ANIL STARCH PRODUCTS LTD	3 YEARS 4 MTHS
116	ROY B C	B.TECH.	42	CHIEF SUPPLY MANAGER	10/02/86	20	3,52,842	ASST PLANT ENGG (M)	6 YEARS
117	LIMA NARENDRA N	MA, DPM	44	CH. PERSONNEL SERVICES M	22/05/86	20	3,31,160	RASHTRIYA CHEMICALS & FER PERSONNEL OFFICER (MKTG)	2 MTHS
118	POPLAI VINAY B	PETROLEUM ENCG.	48	CH. MGR. (EXPL. & PROD.)	12/05/86	23	3,39,333	RASHTRIYA CHEMICALS & FER SALES MANAGER	3 YEARS 9 MTHS
119	PILLAI K N	M SC CHEM PGDIM	50	SR HRD MANAGER	02/06/86	29	3,39,609	NIIRAKSHA ASSOCIATES ASST MGR (SALES)	1 YEAR 16 YEARS
120	DATTA TAPAN	BE MECH MBA	42	CH. MGR. (COORD.) DELHI	02/06/86	24	3,24,234	IOC SR. SALES OFFICER	3 MTHS 8 YEARS
121	DE ABHIJIT	BA (HONS)	44	MANAGER, TRNG. S.R.	18/06/86	21	3,16,347	GODREJ BOYCE MFG. CO. BRANCH MGR, CALCUTTA	12 YEARS
122	GANGULY JAYANTA	B COM	45	MGR. MKTG. SERV., ER	23/06/86	24	3,06,012	METHODEX SYSTEMS (P) LTD SALES OFFICER	4 YEARS
123	SOMAYA M M	BSC (HONS)	36	CH CORPORATE COMM MGR	09/03/87	15	3,27,428	BAJAJ ELECTRICAL LTD. SECTION EXECUTIVE (PURCH)	8 YEARS
124	MANIKASHETTI K S	B.A., FCS., LLB	54	COMPANY SECRETARY	04/05/87	26	4,28,678	MAHINDRA & MAHINDRA LTD COMPANY SECRETARY	2 MTHS 2 YEARS
125	GHAVRI KARSAN D	SSC	45	SR. MGR (SP DUTIES) IR	12/10/87	20	3,36,490	MISSDC LTD, BOMBAY SR. OFFICER	2 MTHS 11 YEARS
126	MACARTHUR S M	BA	49	CH. RECRUITMENT MANAGER	04/07/88	22	3,41,328	NIRLON SYNTHETIC FIBRES PUB. RELATIONS OFFICER	8 MTHS 3 YEARS
127	SENGUPTA AMITABHA	M.A., PGHD INIR W	46	CHIEF I.R. MGR. C.O.	20/03/89	20	4,59,851	ZUARI AGRO CHEMICALS PERSONNEL & ADMIN MGR	2 YEARS 6 MTHS
128	SREENIVASAN S	B SC (PHYSICS) M SC	37	DY MGR. MATS (PROC)	01/08/80	15	3,07,601	CALCUTTA CHEMICAL CO. NOT APPLICABLE	1 YEARS
129	RAJU R A	B SC	38	CH. MGR. ADMIN. SERVICES	10/11/80	18	3,29,947	JR ENGINEER TELECOM	7 MTHS
130	NATARAJAN V	M SC (MATHS) DIP IN SQC&OR	39	SR. MGR. (SYSTEMS) CO	10/11/80	15	3,29,563	NOT APPLICABLE	
131	ANIL KUMAR B	M.SC (APPLIED ELEC.)	38	SR. MANAGER (SYSTEMS) CO	10/11/80	16	3,39,576	RESEARCH ASST CENTRE OF EXPLORATION GEOPH YSICS OSMANIA HYDABAD	1 YEARS
132	GUPTA Y K	B SC (MECH ENG)	36	MGR. BIJWASAN INSTLN	17/11/80	15	3,40,835	NOT APPLICABLE	
133	BAHIL S	ATHS, BSC (ENGG)	37	MANAGER (LPG (OPS)), NR	17/11/80	15	3,54,058	NOT APPLICABLE	
134	SRINIVAS G N	B ENGG (MECH)	39	MANAGER, JAIPUR	20/11/80	16	3,56,518	RESIDENT SITE ENCG. UNDERWATER SERVICES CO	3 MTHS
135	MUJIJICK R	B TECH (MECH)	38	DY MGR BIT & TECH SERV	21/11/80	15	3,28,310	NOT APPLICABLE	
136	SARKATE A C	B COM, LLB	47	MANAGER LEGAL	05/01/81	26	3,29,902	CLERK MAZAGAON DOCK LTD	9 YEARS 1 MTH
137	RAO P VARA PRASADA	M SC STATS PROG IN CO	39	MANAGER AUDIT	16/02/81	15	3,31,610	NOT APPLICABLE	
138	BHATIA J S	B.E. (ELECT)	39	MGR. ROAD TRANSPORTATION	30/04/81	18	3,53,562	ASSTT SERVICE ENCG JYOTI LTD	2 YEARS 8 MTHS
139	MANDAN B B	B TECH MECH	40	SR LPG OPS MGR SR	01/05/81	16	3,04,274	ASST ENGINEER BAJAJ AUTO LTD	2 MTHS
140	SAVARDEKAR ANIL CANPATI	BSC. DIP IN BUS	41	DY MGR COIMBATORE INSTALLATION	04/05/81	15	3,09,268	TECH (II) HINDUSTAN ANTIBIOTICS LTD	3 MTHS
141	ANAND N	M SC ORGANIC CHEMISTRY	38	MANAGER STAFF, WR	06/05/81	16	3,24,796	JR TECH ASST J.T. POWAI	7 MTHS
142	RAIPURE M T	B A	45	DY MGR. SALES SERVICE	05/05/81	15	3,06,404	INSPECTOR CENTRAL EXCISE & CUSTOMS	5 YEARS 9 MTHS

ANNUAL REPORT 1995-96



	NAME	QUALIFICATION	AGE	DESIGNATION NATURE OF DUTIES	DATE OF CO- MMENCEMENT OF EMPLOYMENT	TOTAL NO OF YRS EXPRNC	REMUN- ERATION	PARTICULARS OF LAST EMPLOYMENT	PERIOD YEARS MTHS
143	DESHMUKH AKBAR I	BSC	37	MANAGER PLANT OPS.	11/05/81	16	3,58,555	SERVICE TRAINEE SUPER. CAR MART PVT LTD	5 MTHS
144	CHAND A K	M.S.M.A.M	36	MGR., MAURIGRAM DU	11/05/81	15	3,57,145	LECTURER, S.K. SOMAIYA VINAY MANDIR	4 MTHS
145	MARDIKAR A V	B TECH (CHEMICAL) MBA MKTG.	41	MGR. (SPL. DUTIES)	13/05/81	16	3,40,944	EXECUTIVE ASSISTANT INDOSWE ENGINEERS P.LTD	1 YEAR 4 MTHS
146	VIKRAMAN NAIR A R	B.A., M A LLB D IP IN ADMIN LAW	47	DY MGR. SHIFT OPS.	02/05/83	13	3,05,004	EX SERVICEMAN INDIAN AIR FORCE	15 YEARS
147	BHATT S K	M.A.	37	DY. MANAGER AGRA DEPOT.	28/04/81	15	3,39,863	NOT APPLICABLE	
148	JAIDKA S K	B SC	37	DY. MGR. SHIFT OPS.	29/04/81	17	3,73,635	IMPORT ASSISTANT CHINAR EXPORTS (P) LTD	5 MTHS
149	MISRA N	M.A., LL B	38	CH. PERSONNEL MGR., E.R.	29/04/81	15	3,37,910	NOT APPLICABLE	
150	AJIT PRASAD C M	B SC. (ZOOLOGY)	38	MANAGER CONSUMER SALES	30/04/81	15	3,37,344	NOT APPLICABLE	
151	SRIDHAR V	B SC	40	DY MGR SPL. DUTIES, S' BAD	30/04/81	18	3,73,142	STORE-KEEPER TUBE PRODUCTS OF INDIA, MAD	3 YEARS 2 MTHS
152	YASH PAL	M SC PHYSICS	44	SR STATION MGR, BOMBAY APT	01/05/81	21	3,60,738	ENGG ASSTT ALL INDIA RADIO	5 YEARS 2 MTHS
153	DUBEY D R	M SC PHD IN PHY	43	MGR., HISSAR DEPOT	01/05/81	17	3,34,568	LECTURER, T.D. POST GRADUATE COLLEGE,	2 YEARS 7 MTHS
154	BHATTACHARYA AMITRAJIT	BE MECHANICAL	39	MGR ENGG (PLANT/LPG FACS)	04/05/81	17	3,29,837	MAINTENANCE ENGG ENGEI, INDIA MACH. & TOOLS	6 MTHS
155	PRABHAKAR RAKESH	B SC HONS	38	MGR., MKTG. SERVSN.R.	04/05/81	16	3,39,384	SALES TRAINEE BATLIBOI & CO. LTD.	2 YEARS
156	JAIN SUDHIR K	B TECH MECH ENG G HONS. PGD	39	MGR., (O/E), LUCKNOW DI	06/05/81	15	3,25,160	ENGR. PURCHASE THE PRINTERS HOUSE P. LTD.	4 MTHS
157	ANAND S K	M SC (PHYSICS) WITH ELECT	40	DY MGR DEPOTS	06/05/81	15	3,22,659	ENGG. ASSTT., DOORDARSHAN KENDRA, JULLUNDER	8 MTHS
158	RAO VISWESWARA A	B SC	36	MGR. DEPOTS	07/05/81	16	3,49,098	NOT APPLICABLE	
159	UPADHYA B M	M SC CHEMISTRY PHD CHEMIS	40	DY. MGR. (OPS)	08/05/81	15	3,09,420	NOT APPLICABLE	
160	BISWAS A K	H S (SC), L.C.E. B.C.E.	40	DY. MGR ENGG (CONSTN)	11/05/81	21	3,45,849	SITE ENGR GHOSH & CO., CALCUTTA	2 YEARS 7 MTHS
161	VASUDEV G	PHD CHEMISTRY M MSC RADIO	44	CH. TECHNICAL SERV MGR	11/05/81	15	3,28,964	NOT APPLICABLE	
162	DHARMALINGAM KARUPPAN	BA, A M I B M DIP. MANAGER	46	MGR., DIST. AMBALA DU	11/05/81	31	3,20,172	AIRCRAFT SUPERVISOR INDIAN NAVY	9 YEARS 5 MTHS
163	DHARWAD A G	B TECH CHEMICAL E	40	MGR., RAIPUR ASO	12/05/81	17	3,03,543	SCIENCE INSTRUCTOR I.T.I., BOMBAY	1 YEAR 7 MTHS
164	SHANKARAN K S	MSC (ORG CHEM)	39	SR. MGR. (COORDN) DELHI	12/05/81	15	3,32,702	SUPERVISOR CORDON WOODROFF LEATHER	1 YEAR 7 MTHS
165	ATUL KUMAR	B SC ENGG (MECH)	39	MGR. AVN. OPS, MUNIBAI AIR	13/05/81	16	3,74,252	PROB. ASSTT. ENGR HINDUSTAN ALUMINIUM CORPN	1 YEAR 3 MTHS
166	TEJASVI B L	B SC ENGG (ELE)	46	MGR., (ENGG.) CONST, NR	14/05/81	16	3,36,620	J.E. ELECT. SUPTD. ENGG., C.P.W.D.	1 YEAR 3 MTHS
167	RAY A K	B TECH (HONS) MECH	37	SR. MGR (CONST.)	14/05/81	15	3,47,763	NOT APPLICABLE	
168	SOMAIYA K	B SC	40	MGR., COCHIN DU	15/05/81	18	3,27,540	SUPERVISOR CORDITE FACTORY	3 YEARS 2 MTHS
169	MANCHANDA A K	B SC. (CHEM ENGG). PGD (SALES & MKTG MGMT)	37	MANAGER STAFF, N.R.	15/05/81	16	3,46,777	GRADUATE ENGG. TRAINEE DCM CHEMICAL WORKS	2 YEARS
170	MUKERJI CAUTAM	M COM	37	SDM, JAIPUR	18/05/81	15	3,37,243	NOT APPLICABLE	
171	RAYUDU B S	B TECH CHEMICAL E	39	DY. MGR. CHERLAPALLI DEPOT	06/05/81	16	3,01,896	CHEM. ENGR PENNWALT (I) LTD.	2 YEARS 2 MTHS
172	CURRUXANI PRAKASH	B COM (H) C A	41	CFM (MKTG. PROJ) M.T.	15/05/81	19	3,39,692	AUDIT SUPERVISOR KAULI & ASSOCIATES	9 MTHS
173	TUPVIHIRE A B	B SC. CHEMISTRY	41	MGR (AVN. OPS), DELHI TERMINAL	18/05/81	19	3,82,020	NOT APPLICABLE	
174	ANANDA BOSE A J	B SC IN ZOOLOGY	42	DY MGR SPECIAL DUTIES	14/05/81	15	3,36,173	NOT APPLICABLE	
175	WANEY S P	B SC, D PHARM	38	DY. MGR MANGALIA	20/05/81	16	3,31,640	NOT APPLICABLE	
176	SRIVASTAVA P K	M SC	38	MANAGER LPG OPS	25/05/81	16	3,81,233	TERMINAL SUPERVISOR HINDUSTAN PETROLEUM	1 YEAR 1 MTH
177	KANOJIA R	B COM	37	SR. AVIATION OFFICER	02/11/84	17	3,01,874	LOWER DIV. CLERK, BORDER ROADS ORGAN MIN. OF SHIPPING	5 YEARS 3 MTHS
178	SAWARIKAR T D	M A PART I B A	39	SR. OPERATIONS OFFICER	23/03/81	15	3,08,376	UPPER DIV. CLERK AIR COOL INDIA	3 YEARS
179	AGARWAL DEEPAK K	B SC ENGG MECH	38	DY MGR, JALGAON LPG BTLG P	04/05/81	16	3,27,379	SHIFT MECHANIC ENGR NBC BEARING, JAIPUR	1 YEAR 3 MTHS
180	DEY S K	B TECH CHEM ENG	42	MGR INSPECTN (LPG FACS) CO	20/05/81	19	3,57,072	SHIFT FOREMAN INDIAN TURPENTINE	2 MTHS



Bharat Petroleum Corporation Limited

	NAME	QUALIFICATION	AGE	DESIGNATION/ NATURE OF DUTIES	DATE OF COMMENCEMENT OF EMPLOYMENT	TOTAL NO. OF YRS EXPRNC	RENU- NERA- TION	PARTICULARS OF LAST EMPLOYMENT	PERIOD YEARS/ MTHS
181	SINGH R P	M.SC (CHEMISTRY)	38	DY MGR SKB INSTLN	15/05/81	15	3,11,666	CHEMIST CHEPHAM LABS P.LTD	6 MTHS
182	JAMES P K	M.SC/M.A. (PUB. ADMN)	36	DY MGR. OIL SELECTION BRD	15/05/81	15	3,12,646	NOT APPLICABLE	
183	PARMAR M S	M SC CHEMISTRY	39	NGR., AGRA DIVN.	19/05/81	15	3,36,588	NOT APPLICABLE	
184	MALIK SUDHIR K	B SC ENGG MECH	40	SDM, GOA	20/05/81	18	3,21,944	SALES ENGG LAKSHMI PRECISION SCREWS	1 YEARS 9 MTHS
185	RAMAKRISHNA A	B SC AGRICULTURAL AL ENGINE	36	CIM, SHAKURBASTI NSTLN.	05/05/81	15	3,93,583	NOT APPLICABLE	
186	PRABHAKARAN M	B SC DIP IN LAW CERT IN C	42	CH. INLAND DIST. MGR.	15/05/81	22	3,33,418	SR. CLERK, SUNDARAM CO-OP. CREDIT SOC	6 YEARS 3 MTHS
187	VENKATESH K V	B SC	35	SR. IM TONDIARPET	15/05/81	15	3,74,140	NOT APPLICABLE	
188	RAVI KUMAR RENTALA	BE (E C E) M B A (MKG)	42	CH. ENGG. MGR., S.R.	19/05/81	15	3,33,556	NOT APPLICABLE	
189	TANDON S K	B. SC	40	SR AVN OFFICER	25/05/81	15	3,23,578	SUPERVISOR FEDDERS LLOYD COR LT	3 YEARS
190	SISODIA PRAMOD	M SC CHEMISTRY	40	DY. MGR., DIST. N.R.	26/05/81	19	3,25,676	FOREMAN SHIRAM FERTS, KOTA	4 YEARS 9 MTHS
191	BHAKTA NILMONI	M.COM, ICWA, PC DIPLOMA IN PERS MGMT-PART I	42	DGM (STOCKS)	25/05/81	23	3,80,023	SECTION HEAD GLAXO LABS (I) LTD.	4 YEARS 2 MTHS
192	SOLANKI N S	M.COM	35	DY MGR SALES	01/06/81	14	3,25,570	NOT APPLICABLE	
193	DINESH KUMAR	M TECH CHEM ENG	43	SR. MGR. CONSTRUCTION, W.R.	01/06/81	16	3,21,420	PROCESS ENGINEER GWALIOR RAYON	1 YEAR
194	THOMBARE N M	B. SC IST CLASS CHEMISTRY	45	SR. MGR. (EQUIP. PUR & MAIN)	04/06/81	22	3,21,890	JUNIOR ENGINEER INDIAN POST & TEL. DEPT.	7 YEARS 4 MTHS
195	SAHOO J C	B. SC. (CHEM) HONS	39	SR. SALES OFFICER	05/06/81	15	3,29,727	NOT APPLICABLE	
196	AKUT J R	B SC (MATHS) DIP. OPS. R	36	CH SYSTEMS MANAGER (MAIN)	05/06/81	16	3,15,599	SYSTEMS CO-ORDINATOR TELCO	7 MTHS
197	BHATNAGAR P K	B COM CA	41	CFM, MMPL	05/06/81	17	3,79,589	ACCOUNTS OFFICER SHUKLA GAS CO	10 YEARS 3 MTHS
198	TRIPATHI Y P	B.COM	40	SDM, SILIGURI	08/06/81	19	3,36,783	SUPERVISORY WORK THE AHMD. MFC & CALICO	4 YEARS 9 MTHS
199	AHMED F K	B A	35	SDM, PATNA	10/06/81	15	3,53,813	NOT APPLICABLE	
200	RAMACHANDRAN V	B SC	36	DY. MANAGER DISTRIBUTION, MT	11/06/81	15	3,06,667	NOT APPLICABLE	
201	SRINIVASAN G	M COM PGDBA	43	MANAGER (AUDIT)	19/06/81	21	3,13,950	AUDIT CLERK FORD, RHODES, PARLES & CO	1 YEAR 3 MTHS
202	DUVURI S P	B.A. POL. SC./M.A. (ECO).	42	MGR, SHOLA PUR LPG BTLG P	03/05/79	16	3,19,750	PLANT OPERATOR BARC (TARAPUR)	6 YEARS 6 MTHS
203	BHASKAR SUBRAMANY	B COM M COM	41	SFM (CREDIT)	25/06/81	23	3,40,467	ASSISTANT L.I.C. OF INDIA	7 YEARS 8 MTHS
204	JAIN MUKESH KUMAR	B COM (HONS) M COM COS	41	SR. MGR. LEGAL, NR	22/06/81	21	3,56,406	DY. ACCOUNTS OFFICER DELHI TOURISM DEV. CORPN.	2 YEARS
205	DUTTA ASHIM KUMAR	B SC CHEM ENGG	39	SR. PROJ. MGR. APT	26/06/81	17	3,32,053	ASSTT Q.C. OFFICER J. K. INDUSTRIES LTD	1 YEAR 7 MTHS
206	CHAKKRAVARTHY S D	B SC CHEMISTRY DIP IN BUSINESS MGMT	44	MGR. TRANSPORT, SR	05/06/81	24	3,25,787	JUNIOR SUPERINTENDENT CARBORUNDUM UNIVERSAL LTD.	5 YEARS 3 MTHS
207	MOHAKA SUNDAR N	M SC CHEMISTRY	44	MGR. TONDIARPET INST	22/06/81	22	3,41,297	SUPERVISOR APOLLO TYRES LTD	3 YEARS 9 MTHS
208	NADE D R	B SC CHEMISTRY	36	SR. LPG OPS OFFICER	08/05/81	15	3,02,223	NOT APPLICABLE	
209	EAPEN G	INTER SCIENCE	56	DGM (EFFICIENCY RESEARCH)	01/06/64	32	3,77,152	COST CLERK MERCURY PAINTS, BOMBAY	1 YEAR 4 MTHS
210	FURTADO R H	B. SC DMM	40	DY MGR OIL SELEC. BOARD	01/07/81	17	3,41,263	ASST MANAGER TRANS OCEAN SHIPPING	1 YEAR 2 MTHS
211	KAKADE H B	B TECH, MECH ENGR	39	MGR. ENGG. (AVN. FACS)	01/07/81	14	3,67,373	NOT APPLICABLE	
212	KAPOOR RAJESH	M TECH, M SC	36	DY MGR INCHARGE ASOJDHAR	02/07/81	17	3,04,956	SENIOR ANALYST SHIRAM FERTILISERS	1 YEAR 9 MTHS
213	SRINIVASAN S	B SC, B G L, ML	42	SR MGR., (INDIRECT TAXES)	06/07/81	20	3,71,358	LEGAL ASSISTANT TUBE INVEST. INDIA LTD.	1 YEAR 6 MTHS
214	BHATTACHARYA S B	MCOM, L L B	41	CH. FINANCE MGR. (TREASURY)	06/07/81	18	3,56,663	CLERK GR. II RBI, CALCUTTA	5 MTHS
215	GHOSH SUBIR K	B SC (HONS), M TECH AMITCHE DIP. MGMT	42	MGR TECH SERVS., NR	10/07/81	15	3,44,322	NOT APPLICABLE	
216	RATH SATRUGHNA	M SC (BOTANY)	41	SDM, BHOPAL	22/06/81	16	3,47,323	RESEARCH FELLOW UGC / CSIR, NEW DELHI	3 YEARS 8 MTHS
217	AGARWAL SUDHIR K	BE (CIVIL) M TECH (CIVIL ENGG.)	36	MGR. LPG OPS/ENGG, C.O.	01/07/81	14	3,34,930	NOT APPLICABLE	

ANNUAL REPORT 1995-96



NAME	QUALIFICATION	AGE	DESIGNATION/ NATURE OF DUTIES	DATE OF CO- MMENCEMENT OF EMPLOYMENT	TOTAL NO. OF YRS EXPRNC	REMU- NERA- TION	PARTICULARS OF LAST EMPLOYMENT	PERIOD YEARS/ MTHS
218 *GUJAR S D	B E (MECH) DIP ENGG ELEC	58	CHIEF EFF. RES.MGR.	24/03/64	34	1,36,223	REFRIGE MECH COLLEGE OF MILITARY ENGG.	1 YEAR 5 MTHS
219 AGRAWAL M D	M SC	42	SR. MGR., MINI COMPUTERS	17/08/81	17	3,74,270	LECTURER (MATHS) BSA COLLEGE, MATHURA	1 YEAR 9 MTHS
220 DASS AMAR	B.COM.	38	SR AVN OFFICER	24/04/81	15	3,20,017	NOT APPLICABLE	
221 KHARCHE B R	B SC	42	SR OPS OFFICER	31/08/81	15	3,05,161	PRODN TRAINEE, HINDUSTAN ORGANIC CHEMICALS LTD	1 YEAR 1 MTHS
222 CHOWHAN R K	B SC PHYSICS HO	36	DY MGR, BARALINI DU	24/09/81	21	3,01,794	SALES MANAGER PITAMBAR AYURVEDIC,ORISSA	1 YEAR
223 MOHAN SANKAR K R	B SC BOTANY	40	SR OPERATIONS OFFICER	28/09/81	3	3,02,692	ASSISTANT NAYAK MENON MADRAS	2 YEARS 8 MTHS
224 SRINIVASAN R	B.SC.	40	DY. MGR. DIST (R)	30/09/81	15	3,25,046	M/S BINNY TEXTILES LTD.,SUPERVISOR	6 MTHS
225 DINESH JOSHI	B SC	44	MGR. BOM. (RESELLER DIV)	26/09/81	20	3,29,840	MEDICAL REPRESENTATIVE INDO-PHARMA	3 YEARS 1 MTHS
226 AJIT KUMAR	M SC (CHEM) AND 3YRS RESEARCH EXPERIENCE	37	DY. MANAGER, ALLAHABAD	29/09/81	15	3,38,175	NOT ALLPICABLE	
227 HEMANT KIROLIKAR	B.SC(BIO)/M.A.	39	DY. MANAGER, RAJKOT DIVN	01/10/81	17	3,07,716	SALES REPRESENTATIVE. D&H SECHERON ELECTRODES	2 YEARS
228 MURALIDHARAN S	BA (ECO)	40	MGR.,OPS,JAIPURDIVN.	05/10/81	15	3,34,567	ACCOUNTS CLERK NEEDLE INDS (I) LTD.	7 MTHS
229 WARRIER R E	B SC PHYSICS	44	DY MGR SAFETY (TRANSPORTN)	05/10/81	23	3,26,128	AUDITOR AUDIT BOARD & EX-OFFICE	5 YEARS 3 MTHS
230 GHUDE S S	MA ECONOMICS	39	DY MGR. LPG BP	07/10/81	14	3,36,665	CLERK CUM CASHIER UNIT TRUST OF INDIA	4 MTHS
231 JAYAKUMAR R	DME	44	DY.MGR. (E), AGRA DIVN.	08/10/81	23	3,17,693	ASSTT.MECHANICAL FOREMAN ANDHRA PRADESH STATE TRPT.	8 YEARS 6 MTHS
232 LINGAMURTHY G	M SC (ZOOLOGY), PH.D. (ZOOLOGY)	39	DGR., OPS.	12/10/81	16	3,14,306	LECTURER, JR. COLLEGE VELGODE, A.P.	6 MTHS
233 SHANKARANARAYANAN T N	B COM I C W A	36	MGR.,(OPS.), VIZAG DIVN	12/10/81	16	3,13,995	OFFICE ASSISTANT HBAD INVEST & FIN.CONSUL T	5 MTHS
234 POONJA K N	B SC AG M B A	40	MANAGER, COIMBATORE DIVN	14/10/81	18	3,40,438	MGMT TRAINEE S.A.I.L.	3 YEARS 3 MTHS
235 IYER V RAMAKRISHNA	B SC	42	SR.MATERIALS MGR.,ER	16/10/81	20	3,57,043	SALES REPRESENTATIVE PROMAR SALES LTD	5 YEARS 8 MTHS
236 KALLEY V L	M.SC./DBM	42	MGR. TRANSPORT (R).	22/10/81	19	3,63,763	SALES REPRESENTATIVE GODREJ SOAPS LTD	4 YEARS 5 MTHS
237 NAIK G M	B.SC, LL.B	42	SR. MANAGER, BOM LPG DIV	21/10/81	23	3,29,342	AREA SALES OFFICER BOMBAY OXYGEN CORPN.LTD.	3 YEARS 6 MTHS
238 SHARMA A O	DAE DME DIM AMI AE FY SC C	43	DY. MGR. ENGG.(CONST)	26/10/81	24	3,02,144	ENGG. SUPERVISOR MODERN BAKERIES, NEW DELHI	5 YEARS 5 MTHS
239 NEELIYATH B	D MECH ENGG	44	MGR. LPG. BP, PIYALA	26/10/81	23	3,32,703	WORKSHOP SUPDT MIZORAM POLYTECHNIC	6 MTHS
240 MURALIDHARA B S	B SC	41	MANAGER IR, SR	04/11/81	19	3,32,602	JR. ENGINEER P&T DEPARTMENT	4 YEARS 8 MTHS
241 CHIRAMAL J P	B COM	38	MGR.,(VIGILANCE S.R.	02/11/81	14	3,00,826	TRAINEE CLERK, THE CATHOLIC BANK, TRICHUR	4 MTHS
242 KOSHY JACOB	PRE DEGREE DIP IN MEC	42	MGR	23/10/81	22	3,17,909	CHARGEMAN, DELHI TRANSPORT CORPN.	7 YEARS 6 MTHS
243 MAHINDROO S K	B TECH IN CIVIL ENGINEERI.	38	MGR.,RESELLER	16/11/81	16	3,16,603	DESIGN ASSTT., CENTRAL WATER COMMISSION	8 MTHS
244 SINGH MUKHTIAR	M.A.,LL.B.,PGD IN LABOUR LAWS & PERS MGMT	52	S.O.O.	20/04/81	12	3,10,458	CORPORAL, INDIAN AIR FORCE	9 YEARS 2 MTHS
245 KHURANA M C	B A ECON HONS	37	MGR., NAGPUR DIVN	16/11/81	15	3,45,594	NOT APPLICABLE	
246 GEORGE PAUL	BSC (ENGG.)	38	CH.LPG EQUIPMENT, MANAGER	23/11/81	14	3,48,653	SR. ENGINEER HINDUSTAN PAPER CORPN.	2 YEARS
247 BALWINDER SINGH	B SC (CHEM PHYM ASS DIP	38	MGR. LALRU LPG BP	01/12/81	18	3,43,965	SHIFT CHEMIST GANESH FLOUR MILL CO. LTD.	8 MTHS
248 CHAKRABORTY B	B MECH ENGG.	40	MGR.ENGG.(APT).MT	17/12/81	16	3,21,684	NOT APPLICABLE	
249 RAO M N	B SC	36	MGR LPG SALES, WR	31/12/81	14	3,31,985	PROFESSIONAL SERVICE REP WOCKHARDT PVT.LTD.	5 MTHS
250 KAKURLA R M	DME, ME(MECH), DBM-I	43	MGR ENGG (CONST) APT, WR	30/12/81	18	3,24,412	ASSTT ENGG, BAJAJ AUTO LTD	2 YEARS 4 MTHS
251 PARAJIA M S	M SC, D B M OPE RATING SYSTEMS CRS	39	SR.MGR.,SYS. (DEVPT.)	18/01/82	14	3,58,095	NOT APPLICABLE	
252 SHARMA P	M SC DATA PROCE	37	SR.MGR.,EDP CELL, N.R.	18/01/82	15	3,91,478	COMPUTER PROGRAMMER M.A.S. SERVICES P.LTD.	1 YEAR 4 MTHS



Bharat Petroleum Corporation Limited

	NAME	QUALIFICATION	AGE	DESIGNATION NATURE OF DUTIES	DATE OF CO- MENCEMENT OF EMPLOYMENT	TOTAL NO. OF YRS EXPRNC	REMU- NERA- TION	PARTICULARS OF LAST EMPLOYMENT	PERIOD YEARS- MONTHS
253	GIDWANI A K	B COM (HONS) DIP IN SYSTEMS MGMT	36	SR.MGR.(DATA COMMUN.)	18/01/82	14	3,26,212	NOT APPLICABLE	
254	SARKAR S R	B SC (CHEM)	36	SR OPS OFFICER	19/09/83	13	3,15,765	NOT APPLICABLE	
255	GIRISH KUMAR U V	PHD IN PHYSICS M.SC.	41	CH.MGR., SYS. MAINT	18/01/82	13	3,22,220	NOT APPLICABLE	
256	BALAKRISHNAN G	M SC STATISTICS	35	SR.MGR.(SYSTEM)CO	08/04/82	14	3,17,652	NOT APPLICABLE	
257	MOHANDAS P	B SC DIP PM/IR, M.A. (LABOUR STUDIES)	37	MANAGER LEGAL	12/04/82	16	3,53,975	ASSTT. ADMIN. OFFICER SURAJ ELECTRICALS	1 YEAR 5 MONTHS
258	KHAN R IRFAN ALI	BA,MBA (MKTG)	39	MANAGER, AGRA DIVISION	21/04/82	15	3,27,952	PURCHASE OFFICER EXPORTER INDIA LTD, DELHI	6 MONTHS
259	VIMAL NATHAN E A	M.A, SOCIAL WORK DBM	38	SDM, SECUNDERABAD	23/04/82	13	3,39,406	NOT APPLICABLE	
260	MALLICK P K	B SC HONS MSW (IR PM)	36	MANAGER IR, EASTERN REGION	05/05/82	11	3,51,886	ASSTT. IN PERS. DEPTT. HUKUMCHAND JUTE MILLS LTD	5 MONTHS
261	KHARCHI V R	B E ELECTRICAL, MBA	37	DY MGR (LPG)	21/05/82	16	3,05,907	CHARGEMAN CR I BHUSAVAI, THERMAL POWER STN	5 MONTHS
262	PRADEEP LALL	B SC(ENGG), FUEL EFF. ENGG.	41	DY MGR, BIT & TECH SERVICE	07/06/82	17	3,20,503	ENERGY ENG, AMRUT BANASPATI CO.LTD	1 YEAR 4 MONTHS
263	RAMAKRISHNAN P	B E (CIVIL)	40	MGR ENGG CONST	19/07/82	17	3,33,674	JR. ENGINEER, PORT TRUST, MADRAS	4 MONTHS
264	RAJPUT S D	B A DIP IN SECRETARIAL PRACTICE	45	DY MGR., S&D SERVICES CO	02/07/79	17	3,00,415	STENO CLM TLX OPERATOR M D NIGAM LTD	2 MONTHS
265	SAXENA A S	M.SC (PHYSICS)	43	SR.OPS. OFFICER	01/09/82	18	3,37,326	SALES REPRESENTATIVE PEIZER INDIA LTD	3 YEARS 9 MONTHS
266	UDAI BASANT	B.SC.(HONS)	35	S.O.O.	01/09/82	13	3,04,831	NOT APPLICABLE	
267	BIDANI M	M SC, DIPLOMA IN MKTG. MANAGEMENT.	37	MGR., UDAIPUR ASO	01/09/82	15	3,37,972	OFFICER TRAINEE, DELHI CLOTH & GENERAL MILL	1 YEAR 8 MONTHS
268	PARMAR B SINGH	M SC IN GEOLOGY	37	MGR., (CO-ORDN) DELHI	01/09/82	13	3,06,260	NOT APPLICABLE	
269	MEHTA ASHOK	B A HONS ECO	37	SR.DIVN. MGR., ALLAHABAD	01/09/82	17	3,85,520	ASST PUB OFFICER, DABUR	3 MONTHS
270	SHASHANK RANJAN	B.COM, MBA,DIP IN HOTEL MGMT CATERING & NUTR	41	DY MANAGER	01/09/82	22	3,19,793	MARKETING OFFICER KLAYMAN PORVRTSIND LTD.	1 YEARS 7 MONTHS
271	SHET M V	B SC	41	MGR (O/S) GOA DIVN	01/09/82	19	3,04,805	DIST SAVING OFFICER NATIONAL SAVING COMM.	6 YEARS
272	GUPTA ASHOK KUMAR	B SC ENGG CIVIL M SC ENGG	38	MGR ENGG (FACS), N.R.	01/09/82	14	3,49,491	NOT APPLICABLE	
273	DINESH BERRY	B SC MECH ENGG M B A	38	DY. MGR ENGG (SERV)	01/09/82	14	3,09,149	NOT APPLICABLE	
274	NISAR AHMED	MSC DIP MKTG & SALE MCOM MBA	36	DY. MGR DISTN.	01/09/82	14	3,12,603	TRAINEE EXECUTIVE NATIONAL DAIRY DEV BOARD	6 MONTHS
275	MAIDAN A K	M COM	36	DY. MANAGER	01/09/82	14	3,21,352	LECTURER, RAMJAS COLLEGE, DELHI	5 MONTHS
276	CHATURVEDI AMAR NATH	B SC, B SC (ENGG)	39	MGR. ENGG. FACS.	01/09/82	14	3,15,430	NOT APPLICABLE	
277	SUMANT KUMAR	B E (CHEMICAL)	38	MANAGER DIST., E.R.	01/09/82	15	3,57,605	A E (PIPING), HINDUSTAN ALUMINIUM CORPN	2 YEARS 2 MONTHS
278	SUBHASH CHANDER	MA (HINDI), PG DIP IN JOURNALISM	43	SR OPS OFFICER	06/08/82	19	3,54,228	SUB-EDITOR, DAILY VIRPRATAP, JALANDHAR	13 YEARS 6 MONTHS
279	BAJPAI P K	M A (HISTORY)	43	DY MGR (LUBS MKTG) . NR.	01/09/82	17	3,06,514	MNG OPERATIONS BHAGIRATH GRAMIN BANK	4 YEARS 1 MONTH
280	SHARMA S C	M.SC (PHYSICS)	39	S.O.O.	01/09/82	13	3,14,363	CLERK, CENTRAL BANK OF INDIA	1 YEARS
281	RAHMAN S F	M SC	37	MGR., GORAKHPUR DEPOT	01/09/82	14	3,46,222	DEALER BPCL	6 YEARS 7 MONTHS
282	SRIVASTAVA S K	M.SC., CHEMISTRY	34	DY. MGR, AHMEDABAD DIVN	01/09/82	13	3,34,990	NOT APPLICABLE	
283	RACHUNATHAN P K	B SC, B TECH	39	MANAGER, LPG BTLG PLANT	01/09/82	14	3,37,131	SALES ENGINEER, SOUTHERN IND. POLYMERS PL.	2 YEARS 7 MONTHS
284	ANAND V	B COM, M B A	35	SIM, ERNAKULAM	01/09/82	14	3,63,939	NOT APPLICABLE	
285	RAJA M M	BSC, MBM	38	SR. HRD MANAGER, BPTC	01/09/82	15	3,12,123	BUSINESS DEV. OFFICER KERALA INLAND NAVIGATION	6 MONTHS 3 YEARS
286	GOPINATH T	BE (MECH) B.SC., CHEM	57	CH LUBS MKTG MANAGER	14/12/64	34	4,13,678	ASSTT. ENGG. BIMETAL BEARINGS LTD	
287	VASANTHA KUMAR P K	B.SC., M B A	40	DY MGR. VIGILANCE, WR	01/09/82	14	3,14,161	AS. MGMT. TRAINEE SOUTH INDIA (AI CORPN., MAD)	4 MONTHS
288	PAINADATH I. C.	MBA (MKTG PERS) BSC (CHEM)	36	MGR., SECDBAD DIV	01/09/82	14	3,22,874	NOT APPLICABLE	
289	SRIDAR K S	B SC, M T E, CIVIL IND	56	CH. LPG SALES MANAGER	19/10/64	34	3,64,808	DESIGNER ASST CHANDANWAR ENCCS & BUILD.	1 YEAR 4 MONTHS

ANNUAL REPORT 1995-96



	NAME	QUALIFICATION	AGE	DESIGNATION/ NATURE OF DUTIES	DATE OF CO- MMENCEMENT OF EMPLOYMENT	TOTAL NO. OF YRS. EXPRNC	REMU- NERA- TION	PARTICULARS OF LAST EMPLOYMENT	PERIOD YEARS/ MTHS
290	GANGADARAN J	BA PGD PM IR LABOUR WELFARE	56	DGM (SALES),SR	04/01/65	35	4,03,419	SALES REPRESENTATIVE IMPERIAL TOBACCO CO	4 YEARS
291	PRABHAKARAN M V	M A, DIP IN LABOUR LAW	35	MGR., LPG. OPS., S.R.	01/09/82	14	3,30,173	NOT APPLICABLE	
292	SHENOY K V	B SC, DIP IN TV	39	CH.RESELLER MGR C.O.	01/09/82	19	3,39,504	AREA SALES REP RICHARDSON HINDUSTAN LTD	3 YEARS
293	SHARADA CHANDRASEKARAN	B A HONOURS	36	MGR., MKTG. SERV. S.R.	01/09/82	14	3,16,033	NOT APPLICABLE	
294	PARVEZ AHMED M N	BE (MECH)	37	MGR., ENGG. (MONITORING) S.R	01/09/82	13	3,09,203	MAINT ENGR, CHIKMAGALUR CHEMICAL WORKS	6 MTHS
295	CHANDRASEKARAN L	M E (PROD. ENGG)	40	MGR., NOI IRIMPANAM	01/09/82	15	3,11,503	ASSOCIATE LECTURER THIAGARAJA COLLEGE, MADURAI	4 MTHS
296	RAO N K	BE MECH	40	MGR (OPS)	01/09/82	16	3,34,410	SALES ENGR IAEC (BOMBAY) LTD.	5 MTHS
297	MANOHAR RAO N	BE (CIVIL)	37	MGR. BMPL (TERMINAL)	01/09/82	13	3,37,355	LECTURER, S.J.C.E.	3 MTHS
298	JAGANNATHAN K S	M SC, MBA (MKTG.)	42	MGR., LPG, AHMEDABAD DIVN.	01/09/82	21	3,18,237	JR ENGINEER GENERAL MANAGER	7 YEARS 9 MTHS
299	SUBBA REDDY U V	B.SC	34	DY MGR, BHUBANESHWAR DIVN	01/09/82	15	3,15,245	MANAGER RAVINDRA ENT., BANGALORE	6 MTHS
300	MATHIAS C S	M.SC. PHYSICS MAJOR	35	DY MGR BANGALORE DIVN	01/09/82	14	3,12,916	NOT APPLICABLE	
301	SOMACHUDAN P M	PDC BSC (CHEM)	36	MANAGER, ERNAKULAM INSTL.	01/09/82	16	3,36,172	CLERK CUM CASHIER BANK OF COCHIN	2 YEARS
302	SESHADRI S	B.SC AND P.G. DIPLOMA IN PERSO NNEL MANAGEMENT	40	DY MANAGER, MADRAS DIVN	01/09/82	19	3,21,187	CHEMIST EYRE SMELTING. MADRAS	3 YEARS
303	MURUGESAN V	B A	48	MGR., LOSS CONTROL, CO	01/09/82	26	3,41,057	OFFICER PANDYAN GRAMA BANK	8 MTHS
304	SUNDARESAN K	B SC MATHEMATIC	35	MANAGER, VIZAG INSTLN.	01/09/82	15	3,25,319	ASSISTANT INDIAN BANK, MADRAS	1 YEARS 1 MTH
305	CHANDRAN M	MSC B ED	42	MGR. LPG BTLG PLANT, TRI	01/09/82	18	3,28,429	P.G. ASSISTANT S.R. GOVT. HR. SEC. SCHOOL	2 YEARS 2 MTHS
306	MAINDAN R T	B COM I CLASS	36	MGR (SYS MAINT)	28/09/83	16	3,11,049	ACCTS ASSTT T. S. NARANG & BROS.	3 YEARS
307	DILIP KUMAR L	M A (HINDI) D B I M	43	MGR. BUDGE BUDGE INSTLN.	01/09/82	15	3,31,220	OFFICIAL LANGUAGE TRANS FOOD CORPN. OF INDIA	1 YEAR 7 MTHS
308	BANDYOPADHYAY R	MA IN ECON	38	DY MGR	01/09/82	15	3,06,953	SUMMER TRAINEE ITC LIMITED, CALCUTTA	4 MTHS
309	CHANDRASHEKAR D	B A (HONS)	38	MGR. PUBLIC RELATIONS	01/09/82	14	3,51,510	NOT APPLICABLE	
310	SINHA BIJAY KUMAR	B SC (ENGG) MECH	42	MGR. ENGG. FACS N.R.	01/09/82	16	3,05,731	GRADUATE TRAINEE TISCO, JAMSHEDPUR	1 YEARS
311	BHATTACHARYYA A K	B SC ENGG MECH	43	MGR., (ENGG.), JAIPUR DIV	01/09/82	17	3,17,417	SR. SUPERVISOR CLW, CHITTARANJAN	3 YEARS 4 MTHS
312	CHATTOPADHYAY D K	B E MECH	36	DY. MANAGER (E)	01/09/82	11	3,03,124	JAYASHREE CHEM LTD	9 MTHS
313	ROY B	B E (MECH)	44	DY MGR. ENGG. (SERVS)	01/09/82	17	3,17,421	CLERK TRAFFIC MGR VISAKH GOVT T R	5 YEARS 9 MTHS
314	BISWAS P K	M SC (PHYSICS)	41	SIM, BUDGE BUDGE	01/09/82	17	3,48,115	SR. GEOPHYSICAL ASST. ONGC	1 YEAR 9 MTHS
315	PANDA R K	B SC M SC ZOOLOGY DIP IN MGMT IGIU	38	SDM, BHUBANESHWAR	01/09/82	13	3,25,743	NOT APPLICABLE	
316	*SEETHARAM K	B E CIVIL	58	GM (SALES)	16/11/64	36	1,71,137	ASST. ENGG. PWD, ANDHRA PRADESH	5 YEARS 2 MTHS
317	BANERJEE M S	B SC	43	DY MGR DEPOTS	01/09/82	23	3,26,408	SHIFT SUPERVISOR EASTERN CHEMOFARB, W.B.	1 YEAR 1 MTH
318	BEHERA R	M.SC. (STATS)	37	MGR., TRANSPORT E.R.	01/09/82	16	3,19,506	STATISTICAL ASSTT ORISSA UNIVERSITY	1 YEAR 2 MTH
319	SUDIP MALLICK	B SC	38	SR.MGR., BOM., DIRECT DIVN.	01/09/82	15	3,57,948	SALES OFFICER, SANSID POLBRO CHEMICAL I. L	1 YEAR 5 MTHS
320	BHATIA M	B.A.(ARTS)(HONS.)	38	DY. MGR, PRODUCT A/CS	28/10/80	18	3,00,118	TYPIST CUM CLERK COBIT ENCG	1 YEAR 3 MTHS
321	GUJRAL G S	B.SC./DBM	38	DY. MGR, ADM. SERV.S.	01/09/82	17	4,13,950	Q. C. CHEMIST GREAVES FOSECO LTD	2 YEARS 4 MTHS
322	NARAYANAN K	B SC PHYSICS M SC PHYSI	43	DY. MGR, NAGPUR DIV.	01/09/82	19	3,03,692	TECHNICAL ASSISTANT INDIAN STANDARDS INSTITUTE	5 YEARS 7 MTHS
323	TAVARIA Y E	MBA B.SC. DBM DMM	42	DY.MGR., MKTG. SERVICES	01/09/82	14	3,69,029	NOT APPLICABLE	
324	OZA J M	BSC MBA	40	SR.DIV MGR, RANCHI	01/09/82	15	3,48,735	SR. SALES ASSISTANT XLO INDIA LTD	1 YEAR 4 MTHS



Bharat Petroleum Corporation Limited

	NAME	QUALIFICATION	AGE	DESIGNATION/ NATURE OF DUTIES	DATE OF CO- MMENCEMENT OF EMPLOYMENT	TOTAL NO. OF YRS. EXPRNC	RENU- NERA- TION	PARTICULARS OF LAST EMPLOYMENT	PERIOD YEARS MTHS
325	HODA A	B SC HONS M B A	41	DY MGR.(LUBS MKTG), WR	01/09/82	17	3,40,912	FINANCE OFFICER, ALLANA GROUP OF COMPANIES	5 MTHS
326	NAIR V MOHAN	B SC LLB	38	MANAGER LEGAL, ER	01/09/82	12	3,33,919	QUALITY CONTROL ASST. GOLDEN TOBACCO	2 YEARS 9 MTHS
327	MAHADEVAN V	B.SC.(CHEM ENGG) /M.CHEM	39	MGR ENGG. (SALEFA CS), MT	01/09/82	13	3,52,857	DESIGN ENGINEER MIRCH MIREX LTD	7 MTHS
328	VARTY U G	B SC (HONS)	41	SR AVIATION OFFICER	01/09/82	18	3,09,115	SALES REP, FORBES CAMPBELL CO LTD	6 MTHS
329	DUBE A K	B TECH CHEM ENG M B A	37	MGR. DIST.PROG.(R), W R	01/09/82	14	3,56,655	NOT APPLICABLE	
330	VERGHESE JACOB	B SC	34	MGR AVN OPS	01/09/82	14	3,38,106	NOT APPLICABLE	
331	KRISHNAN IYER A L	B SC PHYSICS	36	DY MGR (LPG)	01/09/82	13	3,00,607	NOT APPLICABLE	
332	MEHTA R I	M.SC.	36	DY MGR, PUNE DIVN	01/09/82	13	3,03,086	MEDICAL REPRESENTATIVE RAPTAKOS BRETT & CO LTD	10 YEARS 3 MTHS
333	JADHAV A D	B SC CHEMISTRY	36	MGR AVN OPS, BBY AIRPORT	01/09/82	13	3,29,452	S.R., ASIAN PAINTS (I) LTD	2 YEARS
334	BHASKAR RAO K V	DIP IN PERS MGMT.	38	DY. MGR, AVN OPS	01/09/82	14	3,01,936	NOT APPLICABLE	
335	SHUNMUGAM S	B E (AGRI) M TECH	37	MANAGER - PIL	01/09/82	13	3,37,430	NOT APPLICABLE	
336	SATSANGI VIPIN	MTECH. THERMAL ENGG	37	MGR., BHOPAL DIVN	01/09/82	13	3,10,303	NOT APPLICABLE	
337	GEORGE S D	B.COM.	36	DY MANAGER, CREDIT CO	09/09/81	14	3,06,019	NOT APPLICABLE	
338	TILWANKER A	B E MECHANICAL M.MKTG.MGM	40	MGR., AS&F, ER	01/09/82	17	3,16,380	DESIGN ENGINEER VIJAY TANKS & VESSELS P.L.	1 YEAR 9 MTHS
339	RAGHUNATH K	B.E. (MECH)	41	SR ENGINEERING OFFICER	01/09/82	18	3,14,422	MAINT. SUPERVISOR ENGINEER BRITANNIA INDUSTRIES LTD	2 YEARS 9 MTHS
340	SHARMA V B	B E (MECH)	38	MGR ENGG(DES/MON) BMPL PRJ	01/09/82	15	3,12,178	LECTURER, GOVT. ENGG. COLLEGE, UJJAI	8 MTHS
341	PRAKASH S	M SC(PHYSICS) FIRST CLASS	39	MANAGER (OPERATIONS)	01/09/82	16	3,43,708	SALES ENGINEER K.N.R. KUTTY	1 YEAR 2 MTHS
342	JAWEED KADRI G D	B SC., MMM	38	MGR, RAIL MOVEMENTS	01/09/82	16	3,17,215	CHEMIST-CUM-SHIFT SUPER. BOMBAY GAS CO LTD	2 YEARS 2 MTHS
343	SAHAYADASS M L	B.SC. COURSE IN COBAL PROGRAM MING, DMM	41	DY MGR (PROJECT PLNG (M)	01/09/82	20	3,23,336	JR. ENGINEER INSTRUCTION RTTC, BOMBAY	2 YEARS 3 MTHS
344	BABY BABU J	B SC (CHEMISTRY) BE(MECH)	41	MGR. SAFETY (LPG)	01/09/82	15	3,30,820	TRAINEE MECH ENGINEER MEGDODOT PLASTIC CORPN	10 YEARS 9 MTHS
345	DESHPANDE S D	B SC (CHEM)	35	SR.MGR., LPG BTLNG PLANT	01/09/82	13	3,60,611	NOT APPLICABLE	
346	REDDY P	M SC ORG CHEM	42	MGR, CONSUMER SALES	01/09/82	16	3,34,113	CHEMIST MCDOWELL & CO.LTD.	3 YEARS 2 MTHS
347	SATYANARAYANA RAJORA H K	B TECH TEXTILE	39	SMIT, NR	01/09/82	16	3,47,045	TEXTILE ENGINEER SHREE SYNTHETICS	1 YEAR 4 MTHS
348	NAGARAJAN V	M SC ORG CHEM	36	SR.MGR.,MADRAS DIVN.	01/09/82	14	3,19,547	NOT APPLICABLE	
349	KUMAR P V	B SC	39	CH.OPS.MANAGER,N.R.	01/09/82	16	3,42,889	DIVISIONAL ACCOUNTANT OFF OF THE ACCOUNTANT GEN	2 YEARS 8 MTHS
350	FERNANDES T F	B.SC./DBM/LLB	40	DY MGR (IR)	01/09/82	18	3,30,283	QUALITY CONTROL ASST. GOLDEN TOBACCO CO LTD	1 YEARS 9 MTHS
351	D SOUZA R P	B SC, DIP IN BM	41	MGR, KANDLA INSTLN.	01/09/82	22	3,33,480	AUDITOR (MEMBER AUDIT BOARD)	5 YEARS 3 MTHS
352	POLACHAN V M	B SC (PHYSICS)	44	SR OPERATIONS OFFICER	01/09/82	20	3,01,084	JUNIOR ENGINEER BOMBAY TELEPHONES	2 YEARS 7 MTHS
353	SWAMINATHAN P S	B.SC.	40	MGR DIST., WR	01/09/82	20	3,04,938	JR ENGG, BOMBAY TELEPHONES	1 YEAR 8 MTHS
354	KHAN M M	B SC, M.SC	35	DY. MANAGER, LPG BP OP SENG	01/09/82	13	3,12,092	NOT APPLICABLE	
355	KADAM M N	B SC CHEMISTRY	38	DY. MGR., SP. DUTIES	01/09/82	14	3,12,236	SUPERNUMERARY PLANT OPR. BPCL REFINERY DIVN	9 MTHS
356	NAGE V R	M SC(CHEM) D M L T (HAEMATOLOGY)	42	MGR (LAB SERV)	01/09/82	19	3,12,736	SHIFT CHEMIST CHEMO PHARMA LAB LTD.	5 YEARS 5 MTHS
357	RISHI DEV	MSC DIP IN SYST EMS MGMT	44	SR. HRD MANAGER	01/09/82	23	3,56,641	ASSTT. ENGINEER, OVERSEAS COMMUNICATION SER	2 YEARS
358	PRADEEP VASUDEV	B SC (HONS) PHYSICS	39	DY. MGR., CO-ORDN., DELHI	01/09/82	17	3,02,616	FOREMAN, SHRI RAM FERTS & CHEM, KOTA	3 YEARS
359	VERMA S K	M SC ZOOLOGY	40	DY. MGR	01/09/82	18	3,20,601	ASSTT. MANAGER VERMA FINANCIERS	1 YEARS
360	BALAGOPAL T C	B.COM	35	DY MGR. DEPOTS	01/09/82	13	3,01,603	ARTICLED CLERK VARMA & VARMA C.A.	5 MTHS
361	VIJAYA KUMAR P	M SC STATISTICS	37	MGR. (STOCK SUSPENSE)	01/09/82	13	3,66,896	NOT APPLICABLE	
362	SRINIVAS RAO I	M SC (STATS) DIP IN MKT	36	CH. DM	01/09/82	14	3,64,142	NOT APPLICABLE	
363	VIJAYARAMAN T	MASTER OF SCIENCE (NUCLEAR PHYSICS), PGD IN MG	37	MANAGER DEPOTS	01/09/82	13	3,27,598	NOT APPLICABLE	

ANNUAL REPORT 1995-96



	NAME	QUALIFICATION	AGE	DESIGNATION/ NATURE OF DUTIES	DATE OF CO- MMENCEMENT OF EMPLOYMENT	TOTAL NO. OF YRS EXPRNC	REMU- NERA- TION	PARTICULARS OF LAST EMPLOYMENT	PERIOD YEARS/ MTHS
364	KHAN A I	BA. (HONS) LLB (THIRD YR)	44	SR. OPS OFFICER	23/04/79	20	3,07,393	CLERK, PUNE METROP. CENTRAL CO-OP CONS. SOCIETY	4 YEARS
365	CHANDRASEKHAR K	B SC (HONS) MATHS MBA (MARKET)	34	SR. MGR. (SYSTEMS DEV.) CO	17/08/82	15	3,23,925	NOT APPLICABLE	
366	RIYAZUDDIN K M	B COM ICWA	36	MGR TAXATION	01/09/82	14	3,28,138	NOT APPLICABLE	
367	PRAKASH CHANDER	B.A	46	DY. MGR. (SHIFT OPS), BOMBAY	01/09/82	31	3,29,059	AUDITOR, CDA (NAVY), BOMBAY	1 YEAR
368	KANNAN S	B SC IN APPLIED SCIENCES	34	DY MANAGER OPS	01/09/82	14	3,00,587	ASST. ENGR, UNITRON LIMITED, MADRAS	4 MTHS
369	GARG RAKESH	B SC ENGG (HONS) CIVIL	37	MGR., ADMIN. FACSN. R.	16/09/82	13	3,54,842	NOT APPLICABLE	
370	KALAISELVAN G	B E (CIVIL) M E (P H)	39	SR. PROJ. MGR. APTN. R.	13/10/82	16	3,49,086	ASST ENGINEER TAMILNADU ELECTRIC. BOARD	1 YEAR 9 MTHS
371	SETH A K	B SC HONS M SC PHY	45	MGR., MATHURA INSTLN.	15/10/82	23	3,43,370	AREA SALES MGR KARNATAKA CONSUMER PRODUCT	3 MTHS
372	RAMAKRISHNAN M S	B SC, CBOL, COUR SE	36	SR. MGR. (SYSTEM) CO	24/06/80	15	3,34,107	NOT APPLICABLE	
373	TANDON V N	B SC M A ECONOM	39	MGR., LUCKNOW DIVN	22/11/82	14	3,50,572	NOT APPLICABLE	
374	CHURI B G	B SC	39	DY MGR (LOGISTICS & PROCU	06/11/78	19	3,37,597	CHEMIST, AREX CHEMICALS LTD	1 YEAR
375	PRADHAN P P	B A	44	DY. MGR., COMP. OPS.	23/01/78	25	3,70,985	SR. KEY PUNCH OPERATOR IBM WORLD TRADE CORPN., BBY	6 YEARS 8 MTHS
376	MOHANAN S N	B SC	39	MANAGER (OPS.) WADILUBE INS	22/05/79	18	3,21,290	NOT APPLICABLE	
377	GAIKWAD D D	B SC	40	MGR., RETIREMENT BENEFITS	01/01/79	17	3,42,386	NOT APPLICABLE	
378	KRISHNAMURTHY N	B SC (CHEMISTRY)	37	MGR, DATA CONTR-OL	24/08/81	16	3,05,753	COMPUGRAPHICS OPERATOR PRINTWELL	1 YEAR
379	SHARMA S S	M.A. (HINDI)	43	DY MANAGER, HINDI	01/08/79	17	3,18,599	HINDI TRANS. CUM SUB EDI. TATHYA QUARTERLY, DELHI.	2 YEARS 2 MTHS
380	NARAYANAN R	B. SC	35	SR. MGR., LUBS SALES	10/01/83	14	3,22,586	NOT APPLICABLE	
381	SONAWANE V D	M SC	40	MGR WADILUBE INSTLN	10/01/83	19	3,39,251	JR. TECH. ASSISTANT CENTRAL TESTING LAB	5 YEARS 4 MTHS
382	JAIN S C	M. SC., PGDPM, PGDMM	43	SR OPS OFFICER	10/01/83	16	3,12,482	OFFICER (ADVANCES), SARASWAT BANK, BOMBAY	1 YEAR 5 MTHS
383	VIJAYARAGHAVAN C P	M A ECONOMICS M A ECONOM	39	DY MANAGER (IR), BUDGE BUD	10/01/83	13	3,13,715	ASSTT. FINANCIAL ANALYST BATLIWALA & KARAMSI, BBY	2 YEARS 9 MTHS
384	RAMANATHAN N	B SC	39	MANAGER, COIMBATORE	10/01/83	15	3,63,437	ACCOUNTS EXECUTIVE RANIPET LEATHER FINISHIN	4 MTHS
385	SRIDHARAN V	B SC	34	DY MGR, BUDGE BUDGE	10/01/83	13	3,25,529	NOT APPLICABLE	
386	SINGHAL R K	B SC ENGG (AUTO)	38	MGR. (O/E)	10/01/83	17	3,11,703	SHIFT. ENGG. N.E.I. LTD., JAIPUR	3 YEARS 3 MTHS
387	SINGH J K	BACHELOR OF TEC- HNOLOGY AGRICULTURE	40	DY MGR (E)	10/01/83	16	3,52,778	SERVICE ENGR HARSHA TRACTORS LTD	1 YEAR 8 MTHS
388	AHUJA N K	B SC	41	MGR., BHATINDA DEPOT	10/01/83	22	3,32,744	PHONE INSPECTOR DELHI TELEPHONES	8 YEARS 2 MTHS
389	SHARMA RAJEEV	M SC ORGANIC CH	37	DY. MGR. LPG, BTLG.	10/01/83	17	3,32,241	ASSISTANT, LIC OF INDIA, MEERUT	3 YEARS 6 MTHS
390	MOHAN SUNIL	B. SC (CHEMISTRY)	37	MGR, ALLAHABAD DIVN.	10/01/83	13	3,60,453	ACCOUNTS CLERK UNITED COMM. BANK, MEERUT	5 MTHS 5 YEARS
391	SUBRAMANIAN K H	M SC	42	SR MIT SR	10/01/83	20	3,37,265	JR ENGINEER MADRAS TELEPHONES	9 MTHS
392	JAYASURYA C	B TECH MECH	35	DY. MGR. MATS (LPG PROC.)	10/01/83	12	3,41,436	NOT APPLICABLE	
393	SEN SUBHANKAR	B.A.	28	DY MANAGER	04/11/86	10	3,07,635	NOT APPLICABLE	
394	ARUNACHALAM V	M SC (MATHS)	41	MGR., TIRUNELVELI DEPOT	10/01/83	21	3,57,494	JR. ENGR. GM, MADRAS TELEPHONES	8 YEARS 3 MTHS
395	NARASIMHAN P V S L	M SC ZOOLOGY P HD	39	MGR., TRNG. & RECRUITMEN	10/01/83	13	3,14,071	NOT APPLICABLE	
396	MADHAVAN V	B.A.B.L.	49	SR LEGAL OFFICER	10/01/83	27	3,38,434	CLERK, BANK OF BARODA MADRAS	5 YEARS
397	DEVADAS GANDHI B	M A	43	DY MGR (SPL. DUTIES), SR	10/01/83	21	3,22,240	ASSTT., PWD DEPTT.	5 YEARS
398	SRINIVASAN RAMANAN J P	M.A., M. SC. (MATHS)	38	MGR, DIST. KOYALI DU	10/01/83	13	3,24,756	NOT APPLICABLE	5 MTHS
399	SUNDARABABU N	M.COM	38	SR OPERATIONS OFFICER	10/01/83	12	3,11,671	TYPIST/CLERK INDIAN OIL CORPORATI SOUTHERN REGION, MADRAS	7 MTHS
400	THANGAVELU T	B A	39	DY MGR DIST	10/01/83	12	3,32,263	NOT APPLICABLE	
401	*BANERJEE S C	LCE	58	SR PROJ MGR, APT	26/06/61	39	2,63,121	SECTION OFFICER GOI - C.P.W.D.	3 YEARS 4 MTHS
402	PITCHA RAO Y	PH D, M SC	42	SR. R&D MANAGER	01/02/83	14	3,27,905	RESEARCH ASSOCIATE RURAL DEVELOPMENT & APPR.	1 YEAR 2 MTHS
403	CHANDRA B	MA	57	MANAGER, LPG, NR	20/10/61	35	3,51,778	NOT APPLICABLE	
404	JAGTAP J S	B. SC. (HONS)	41	DY MGR, LPG OPS, WR	14/03/82	20	3,10,189	CHARGEMAN GR II INSP OF GEN STORE, DEFENCE	5 YEARS 6 MTHS



Bharat Petroleum Corporation Limited

NAME	QUALIFICATION	AGE	DESIGNATION/ NATURE OF DUTIES	DATE OF CO- MENCEMENT OF EMPLOYMENT	TOTAL NO OF YRS EXPRNC	RENU- NERA- TION	PARTICULARS OF LAST EMPLOYMENT	PERIOD YEARS/ MTHS
405	BHONDE P S	B SC (AGR)	44 MGR, EFF. RESEARCH	14/03/83	23	3,15,224	INSPECTOR, DIRECT. OF SOCIAL WELFARE	4 MTHS
406	SINGH TEJPAL	BA	42 DY MGR, EDP CELL, NR	20/04/81	14	3,01,780	NOT APPLICABLE	
407	GORE U M	BA	39 SR MGR., SUPPLY, CO	14/03/83	18	3,63,541	TYPIST CUM CLERK DENA BANK	3 YEARS 2 MTHS
408	NEDUNCHEZHIAN M	M A ENGLISH LIT	37 MGR (OPS/ENGG) URAN, LPG B	14/03/83	15	3,30,707	NOT APPLICABLE	
409	JAGTIANI L S	B SC	35 MGR., INFORMATION SERV	14/03/83	13	3,50,791	NOT APPLICABLE	
410	DHARMARAJ ASHOK S K	B A (ECONOMICS)	36 MGR HARIYALA LPG BTLG.	14/03/83	13	3,13,351	OFFICE ASSISTANT, COMPLETE EXPORTS, N. DELHI.	4 MTHS
411	MADHIA H K	BA	40 DY MGR, MATS (SP DUTIES), NR	14/03/83	11	3,29,677	SUPERVISOR, MADHIM OIL CO.	2 YEARS
412	MALLAIYAN K	B SC CHEMB LIB SC	41 DY MGR, DEPOTS	14/03/83	21	3,42,107	ASSTT., NEW INDIA INSURANCE, MADRAS	3 YEARS 8 MTHS
413	BABURAO Y	B COM M B A	42 MGR, VIZAG DIVN	14/03/83	21	3,34,770	TALLY CLERK TRAFFIC MGR, VIZAG PORT	5 YEARS 9 MTHS
414	RADHAKRISHNAN M	BSC	43 DY MGR., LPG (SALES)	04/09/78	21	3,29,256	PUNCH OPERATOR CALICO MILLS	2 YEARS 7 MTHS
415	GANGULY M	MA	37 DY MGR IR, CALCUTTA	08/04/83	13	3,24,193	NOT APPLICABLE	
416	GAWAI N P	B SC (BIOLOGY)	36 DY MGR, AUDIT	27/04/83	14	3,06,198	SHOWROOM MANAGER GURUMUKH SINGH RAY MOTORS	6 MTHS
417	RADHEY SHYAM	B SC (B H U) B PHARM (I T)	39 DY MGR., SHIFT OPS	02/05/83	17	3,43,869	VOCATIONAL TRAINING, SWASTIK PHARM. VARANASI	1 YEAR
418	PATEL A C	B SC	44 DY MGR (LUBS MKTG), ER.	03/05/83	20	3,12,597	NOT APPLICABLE	
419	KRISHNAN V S	B SC/DBM	40 MGR, DIST. VASHIDU	03/05/83	20	3,46,396	SUPERVISOR CALICO CH	1 YEAR 3 MTHS
420	SAITU C	M COM	37 MANAGER, MUMBAI (DIR) DIVN	16/05/83	15	3,06,611	ASSTT., STATE INDS. PROD N CORPN.	1 YEAR 8 MTHS
421	PAUL R K	BCOM	46 SSO	16/05/83	13	3,16,849	CLERK, UNION BANK OF INDIA	5 YEARS
422	KHAIRWAL JOGINDER K	M SC. (GEOLOGY)	35 SR AVN OFFICER	16/05/83	12	3,09,382	NOT APPLICABLE	
423	RAVI KUMAR A	B E CIVIL	39 MGR., ENCG. CONSTS R.	16/05/83	15	3,92,491	ASST. ENGR, HIGHWAYS & RURAL WORKS	1 YEAR 5 MTHS
424	VENUGOPAL M	BA. CA. ACS	36 MGR., TAXATION	24/08/87	16	3,21,798	DIVISIONAL ACCOUNTANT INDO CHEM ELECTRONICS	1 YEAR 7 MTHS
425	SHANMUGHAM K	B COM, DIP. IN LABOUR LAWS & PERS. & IR MGMT	49 SR OPERATIONS OFFICER	16/05/83	32	3,06,557	OFFICE ASSISTANT, B H E L, TIRUCHIRAPALLI	19 YEARS 5 MTHS
426	GOPAL KRISHNA	H S C DELHI B SC (HONS)	40 DY MGR	16/05/83	12	3,25,783	ANALYSER, DIRECTORATE OF AGRICULTURE	1 YEAR 1 MTH
427	TUDU SANATAN	MA	45 SR OPS OFFICER	16/05/83	13	3,13,101	NOT APPLICABLE	
428	NAIR S SIVADASAN	DIPLOMA IN MECH ENGG	51 SR. MGR., VIGILANCE	03/08/64	32	3,63,472	NOT APPLICABLE	
429	*VENKATESAN S	S S L C	58 SENIOR OPERATION OFF	07/04/72	35	1,59,370	NOT APPLICABLE	
430	DAGORIA R C	M COM, M.A. (ECON.)	45 S.O.O.	16/05/83	12	3,06,020	NOT APPLICABLE	
431	SHERSIA P K	B SC (MECH ENGG)	40 MANAGER, LPG CELL	01/02/78	18	3,39,916	ENGG (PROD N) J N A INDUSTRIES	3 MTHS
432	SAHU S C	B SC ENGINEERING HONS MEC	40 MANAGER, SAFETY, W.R.	06/02/78	19	3,11,613	NOT APPLICABLE	
433	CHAWLA M M	B TECH. MECH PGD MKT MGT	38 CH. PROJECT MGR (APT) M.T.	13/02/78	19	3,80,656	GRADUATE ASST ENGR J.K. SYNTHETICS LTD.	4 MTHS
434	NAVUR A K	B E MECH DIP IN OPS MGMT.	50 SR. MATERIALS MGR. SEWREE	13/02/78	30	3,48,934	OFFICER, INDIAN NAVY	7 YEARS
435	SRIVASTAVA P C	B E MECHANICAL	39 CH. DM. RAJKOT	13/02/78	18	3,37,301	NOT APPLICABLE	
436	HIRA A	B E MECH (AUTOMOBILE)	40 DGM (LUBS SALES)	15/02/78	18	3,93,728	NOT APPLICABLE	
437	SINGH MANMOHAN	B SC MECH ENGG HONS	40 DGM (PROJECTS), M.T.	15/02/78	20	3,64,991	DESIGN ENGINEER, LEADER ENCG WORKS JALANDHAR	1 YEAR
438	SINGH BRIJ PAL	B SC ENCG MECH HON	41 DGM (DIST.), ER	15/02/78	18	3,45,917	NOT APPLICABLE	
439	SIVAKUMAR K	B E (MECH)	43 MGR, MKTG. SERVICES	22/02/78	21	3,06,895	ASSTT TRAINEE BINNY LTD	2 YEARS 5 MTHS
440	PRASANNA KUMAR M	B COM PGDM FINAN	35 CH. OPS MGR., SR	19/08/83	13	3,60,861	CONSULTANT, ANANDA TYPE FOUNDRY	3 MTHS
441	SAKALKER A K	BE (MECH)	41 MGR, ENERGY CONSERVATION	01/03/78	20	3,57,166	JR. DEVELOPMENT ENGINEER JYOTI LTD.,	2 YEARS 1 MTH
442	SITARAM S	BE MECH	43 CH. DM, MADRAS DIVN.	1/03/78	20	3,35,052	GRAD ENGINEER INDIAN PISTONS LTD	1 YEAR 8 MTHS
443	BHARGAVA P S	BE (MECH)	43 DGM (DISTRIBUTION)	10/03/78	22	3,98,127	ASSTT ENGINEER, GEN ENCG WORKS, BHARATPUR	2 YEARS 5 MTHS
444	PANDEY U S	B SC B E (MECH) DIP IND MGT	41 CH. ENGG. MGR., E.R.	10/03/78	19	3,42,723	TRAINEE, THE DELHI CLOTH & GENERAL	1 MTH
445	DAS MRINMOY	B TECH (MECH)	42 MGR, MATS, SAKURBASTI	16/06/78	19	3,48,701	MAINT. ENGR INTERNATIONAL CHEM	9 MTH

ANNUAL REPORT 1995-96



NAME	QUALIFICATION	AGE	DESIGNATION/ NATURE OF DUTIES	DATE OF COMMENCEMENT OF EMPLOYMENT	TOTAL NO. OF YRS EXPRNC	REMU- NERA- TION	PARTICULARS OF LAST EMPLOYMENT	PERIOD YEARS/ MTHS
446 BOBADE R G	BA LLB, LL.M	45	SR ENGG OFFICER	17/07/79	25	3,28,843	STENO, ENFORCEMENT DIRECTORATE, GOVT OF INDIA(FERA)	5 YEARS
447 MATHUR S P	B E MECH	43	DGM (DIST.) NR	21/08/78	19	3,60,739	SALES ENGINEER FLOWMORE PVT. LTD	1 YEAR 6 MTHS
448 MANIKTALA S P	B SC ENGG MECHANICAL	41	MGR(PLNG/ADMIN) LPG B P	04/09/78	19	3,57,853	PROJECT ENGINEER TECHNOFALS ENGG.(P) LTD.	8 MTHS
449 CHADHA VARINDER S	B.COM., C.A.	34	MGR., ACCOUNTS, WR	30/07/87	13	3,54,068	SR AUDIT ASSISTANT ANIL N SHAH	1 YEARS 7 MTHS
450 DROOGE C S	SR. CAMBRIDGE	57	DY MGR. (SPL DUTIES)	09/03/56	40	3,70,803	NOT APPLICABLE	
451 GONSALVES M E	INTER ARTS	57	DY MGR EFF RES.	17/05/57	39	3,83,618	NOT APPLICABLE	
452 MEYYAPPAN S	B.COM. A.C.A.	37	MANAGER ACCOUNTS, NR	03/08/87	16	3,34,257	SR ASSISTANT Y.R. SHETTY & CO.	4 YEARS 3 MTHS
453 *PANT G	B SC	58	MANAGER (SPL DUTIES)	02/01/58	38	1,60,745	NOT APPLICABLE	
454 PRABHU VENKATESH	B.COM. A.C.A.	35	MGR. FINANCE, ER	03/08/87	11	3,26,401	ACCOUNTS OFFICER DODSAL PVT LTD	3 MTHS
455 SIVAKUMAR K	B.COM., A.C.A., GRD.CWA, C. S.	35	ASST. COMPANY SECRET ARY	31/07/87	12	3,29,765	ACCOUNTANT BHARAT HEAVY ELECTRICALS	3 YEARS 2 MTHS
456 BRAGANZA J A	B.SC.	42	CH. COMP. OPS. MGR.	20/12/78	23	3,50,221	SR. COMPUTER OPERATOR PREMIER AUTOMOBILES LTD.	3 YEARS 4 MTHS
457 AGRAWAL S K	B.COM.M.M.S	34	MANAGER FINANCE, NR	02/09/83	12	3,13,669	NOT APPLICABLE	
458 GUPTA A K	B.TECH (MECH) M.TECH (ME)	41	CDM, CHANDIGARH	03/01/79	19	3,38,274	MAINT ENGINEER CHEMICALS ENGINEER	1 YEAR 7 MTHS
459 GOVINDA RAJAN N	B E (MECH) M BA (MARKETING)	36	SR.MGR.CONST., S.R.	21/09/83	14	3,46,619	MANUFACTURING SUPERVISOR BRITTANIA INDUSTRIES LTD	1 MTH
460 PRAKASH K J	MSC POONA	45	MGR.OPS.PLANNING.	26/12/78	19	3,54,610	ACCTS. EXECUTIVE ASSOCIATED ADVERTISER	2 MTHS 1 YEAR
461 DHIRENDRA KUMAR	HSC (UPBOARD) I INTERMEDIATE	37	MANAGER MATERIALS	17/10/83	14	3,24,646	SALES ENGINEER BLUE STAR LTD.	
462 BHANAGE S M	B E (ELECT)	42	SR.MGR.PLNT OPS. & SAFETY	09/01/79	17	3,85,388	ASSTT. ENGINEER RAMALA MILLS	2 MTHS
463 MAJUMDAR JOYDIP	B SC / PGDBM	32	SR PERSONNEL OFFICER	03/07/87	11	3,01,309	CLERK UCO BANK 10 BRABOURNE CAL	2 YEARS 2 MTHS
464 GOSAI U K	MA (ECO) DPM LLB	50	MGR. COMPUTER OPS., C.O.	15/01/79	28	3,32,180	IBM SUPERVISOR COMPUTECH CORPN.	5 YEARS
465 GURSAMY S	BE(CIVIL)	50	MGR ENGG (APT) WR	18/01/79	23	3,02,992	ASST ENGINEER P.W.D.	6 YEARS 5 MTHS
466 MOHAN R	BSC	42	SR. MGR.LPG SALES	01/02/79	20	3,41,149	COM. PROGRAMMER ILAC LTD	4 YEARS 5 MTHS
467 JAYARAMAN K	BE (MECH) M TECH (II)	43	SR DIVL MGR, COCHIN	01/02/79	18	3,41,150	REGIONAL EXECUTIVE GENERAL MKTG. & MFG.CO.LTD	1 YEAR 6 MTHS
468 PILLAY P R P	S S L C.	57	MGR PAYROLL	29/07/57	38	3,61,367	NOT APPLICABLE	
469 MEHTA K K	B A DIP IN BUSINESS MGMT	55	MGR (LPG) PUNE	08/10/57	38	3,54,532	NOT APPLICABLE	
470 RAVI K	BE(HONS) MECHANICAL	38	SR.MGR.TECH. SERVICES	08/08/79	15	3,47,966	NOT APPLICABLE	
471 *GHOSH N	INTER SCIENCE	58	DY. MANAGER MAURIGRAM DU	01/06/57	49	1,80,179	ELECTRICAL APPRENTICE INDIAN IRON & STEEL CO LTD	9 MTHS
472 PATEL H R	S S C, DIP IN REFRIGERATION & AIR CONDITION	49	MGR ADMIN SERVICES	01/06/66	29	3,32,626	NOT APPLICABLE	
473 RAJESWARI P	B COM MBA	34	SR.MGR. (EDP CELL),SR	26/09/83	12	3,27,711	NOT APPLICABLE	
474 RAMASWAMY RAJAMANI	B.COM., C.A.	32	SFM (MANAGEMENT ACCOUNTS)	28/09/87	9	3,61,180	AUDIT ASSISTANT KALYANIWALLA & MISTRY	1 YEAR 2 MTHS
475 ANANTHAKRISHNAN G	B.COM, CA, CS	35	MANAGER CAPEX	05/10/87	11	3,72,610	INTERNAL AUDITOR DUPHAR INTERFRAM LTD	1 YEAR 8 MTHS
476 *RAO V G	S S C	58	SR OPS OFFICER	14/01/57	36	1,65,666	NOT APPLICABLE	
477 JAIN M K	BA	57	DY MGR ACCTS	08/12/57	38	3,08,724	NOT APPLICABLE	
478 KRISHNASWAMY A	BSC, MA	36	CH SYSTEMS MGR (DEVELOP)	16/04/80	16	3,31,606	NOT APPLICABLE	
479 PARTHA CHANDA	B E (CIVIL), DBM COMPUTERS, CERT IN BUSINESS MG	41	MGR., ENGG. CONST. PARADEEP	05/10/83	18	3,43,904	ENGR/DESIGNING, TENDERING GHOSH BOSE & ASSOCIATES	5 MTHS
480 CHANDRAMOHAN S	C.A., C.S.(INTER), CER IN SYS. ANALY & DESIGN.	38	DGM (FINANCE), W.R.	11/11/83	14	3,47,201	A/CS EXECUTIVE TRAINEE D.C.M.	1 MTHS
481 SANZGIRI DIPTI	B.COM, C.A	36	DGM (CREDIT & TREASURY)	01/12/83	13	3,60,832	SR AUDIT ASSISTANT S S ENGINEER CO	9 MTHS
482 SAINI D K	B SC (P) M SC DIP BUSI MGMT	44	MANAGER, ALLAHABAD DIV	02/05/80	21	3,26,059	SALES OFFICER CROTECT SYSTEM	1 YEARS 1 MTHS
483 SHARMA R K	M.SC., LLB	41	DY. MGR PIYALA LPG	05/05/80	14	3,12,801	MANAGER HARYANA STEEL & WOOD CRAFT	7 MTHS



Bharat Petroleum Corporation Limited

	NAME	QUALIFICATION	AGE	DESIGNATION NATURE OF DUTIES	DATE OF CO- MENCEMENT OF EMPLOYMENT	TOTAL NO OF YRS EXPRNC	REMU- NERA- TION	PARTICULARS OF LAST EMPLOYMENT	PERIOD YEARS MTHS
484	RAJU G V K	B COM	39	SDM, BANGALORE	06/05/80	15	3,21,835	NOT APPLICABLE	
485	PAUL P	B SC BE (CHEM)	41	MGR. OPS. PATNA DIVN.	07/05/80	17	3,62,946	TECHNICAL TRAINEE METEOR (I) PVT. LTD.	1 YEAR
486	CHATTERJEE S	B SC PHYSICS HONS	40	MGR. DEPOSITS E.R.	7/05/80	15	3,33,491	NOT APPLICABLE	
487	PAIDMANABHAN K A	B SC ENGG CHEMICAL	39	CH. PROJ. MGR. CCK PIPELINE	07/05/80	17	3,60,112	SHIFT-IN-CHARGE STAPLE FIBRE DIVISION	1 YEAR 3 MTHS
488	KEARNEY D A	B SC (CHEM) LLB PGD MGMT	37	DY MGR. DIST. HALDIA DU	09/05/80	16	3,17,111	NOT APPLICABLE	
489	JANA J A	BOILER PROF ENG B TECH (MECH)	39	SR MGR. BITUMEN SALES (TECH)	12/05/80	17	3,50,409	QUALITY CONTROL ENGINEER PATSON STRUCTURAL (I) P.L.	4 MTHS
490	RAVI PRAKASH B V	B E MECH	39	CDM BOMBAY RES. DIVN	12/05/80	15	3,34,883	LECTURER P.E.S COLLEGE OF ENGG	6 MTHS
491	MURTHY P N	M SC CHEMISTRY	39	MGR. DIST. PROJ. DEVL. WR	12/05/80	15	3,58,124	NOT APPLICABLE	
492	GOPAKUMAR P R	B SC ENGG IN CIVIL ENGG.	40	MGR MATS, SEWREE	12/05/80	17	3,30,953	ASSTT ENGG KERALA STATE WARE CORPN	5 MTHS
493	ANANDASUNDARESAN P	M SC CHEMISTRY	39	SR MGR LPG LOGS	12/05/80	16	3,24,479	ASSTT PROFESSOR A.M. JAIN COLLEGE	7 MTHS
494	PILLAI S C	M SC B.GL	43	SR MGR. AVN. SOUTH ZONE	14/05/80	18	3,33,154	CHEM. METT. ASSTT LAW WORKS, SOUTHERN RLY	2 YEARS 5 MTHS
495	KANNAN S	M SC PHYSICS (ELECTRONICS)	38	SR MGR. AVN. OPS. DELHI	16/05/80	15	3,35,687	NOT APPLICABLE	
496	KALA A K	BA MBA	38	MGR. JAMMU AREA SALES OFF	16/05/80	17	3,27,822	TRAINEE ESCORTS TRACTORS LTD.	5 MTHS
497	SAJEEJI R	B SC MPC	37	MANAGER STAFF SR	16/05/80	15	3,18,992	NOT APPLICABLE	
498	DEOLIA P K	B SC	37	S.S.O., KANPUR	19/05/80	16	3,03,490	APP SUPERVISOR SRIRAM RAYONS	1 YEARS 7 MTHS
499	NAMBOODIRI K P S	B SC GRADUATE DIP. IN MAT	43	SR MGR. RETAIL NETWORK CO	19/05/80	21	3,25,756	JR ENGINEER TELECOMMUNICATIONS	5 YEARS 3 MTHS
500	SOMANATHA T	M SC GEOLOGY	42	CDM, COIMBATORE DIVISION	21/05/80	16	3,64,115	NOT APPLICABLE	
501	ARUMUGANAINAR S	B SC	46	MANAGER DEPOTS, SR	21/05/80	22	3,22,178	JR. ENGR. TELEPHONES INDIAN POSTS & TELEGRAPHS	6 YEARS 9 MTHS
502	VIJAYAN C S	B SC MATHS M SC	39	MGR. COCHIN DIV	21/05/80	16	3,02,635	NOT APPLICABLE	
503	KUMAR M	B SC HONS BSC ENGG	43	MGR ENGG (SALES FAC)	22/05/80	18	3,54,164	ASSTT ENGG PETROCARBON & CHEM. CO	2 YEARS 1 MTHS
504	ROHILLA M S	B SC, LLB	38	SR OPS. OFFICER	26/05/80	16	3,37,149	NOT APPLICABLE	
505	VIJAYAKUMAR R	B SC PG DIP. IN	42	MANAGER (DURAI DEPOT)	26/05/80	19	3,15,832	CLERK THE SOUTH INDIAN BANK LTD	3 YEARS 5 MTHS
506	SWAMINATHAN R	B COM	38	MANAGER DIST	28/05/80	15	3,24,859	NOT APPLICABLE	
507	GROVER S S	M SC B SC	45	DY. MGR. BIT. SALES, NR	05/05/80	22	3,41,783	SALES EXECUTIVE AUTO ENGRS. DELHI	4 YEARS 3 MTHS
508	MISRA R	M SC CHEMISTRY	39	SR MANAGER, CHANDIGARH DIV	27/05/80	15	3,20,189	NOT APPLICABLE	
509	JAYAKUMAR K	M.A. (ECO.)	43	SR OPERATIONS OFFICER	28/05/80	16	3,02,071	NOT APPLICABLE	
510	RAJU D N	B E (MECH)	43	MGR ENGG (CONST), APT, WR	28/05/80	16	3,32,243	WORKS ENGINEER EAST COAST BOAT BUILDERS	1 YEAR
511	BASHEER AHAMED S I	M SC, IETE.	45	MGR., LPG OPS S.R.	29/05/80	21	3,30,633	JR. ENGR. TELECOMMUNICATIONS, MADRAS	7 YEARS
512	MAZUMDAR I	B COM, MMS	36	DY MGR. (LPG)	07/11/83	12	3,02,777	NOT APPLICABLE	
513	MATHUR J K	B SC HONS PHYS M SC PHYSI	43	DY. MANAGER PUNE DIV	29/05/80	22	3,05,737	ENG ASSTT AIR	4 YEARS 7 MTHS
514	BHATTACHARYA ABHIJIT	M SC (ORG CHEM) P G DBM	38	SR. MGR. OR & LOGISTICS	29/05/80	18	3,18,908	SR. TRAINEE BHILAI REFRATORIES PLANT	1 YEARS 2 MTHS
515	MUKERJI P K	B SC (CHEM ENGG) GRAD. DIP	41	MGR. DIST., N.R.	30/05/80	19	3,57,341	PROCESS ENGINEER G.WALLOR RAYONS	2 YEARS 6 MTHS
516	BADRINATH V	M COM IFM	37	MANAGER, PRODUCT EXCHANGE	01/12/83	17	3,46,149	ASST INTERNAL AUDITOR BINKY LTD	1 YEARS 1 MTHS
517	PANT H	B E (CIVIL) ME/TRANSP	38	MGR. (O/E), ALLAHABAD	02/06/80	15	3,30,478	NOT APPLICABLE	
518	FRANCIS N V	M SC ENGG	43	MANAGER ENGG (LPG), NR	02/06/80	17	3,14,326	ENGINEER STERLITE CABLES LTD	1 YEARS 4 MTHS
519	DHADKE A N	M SC (PHYSICS)	46	DY. MANAGER RESELLER	02/06/80	27	3,04,494	SENIOR RESEARCH ASSTT. SE & MT WING	5 YEARS 6 MTHS
520	GOEL A K	B TECH (CE) IIT DELH	38	MANAGER TRANSPORT NR	02/06/80	16	3,27,741	ASST DESIGN ENGINEER TELCON PROJ. SER LTD	8 MTHS
521	*DAVE S C	B COM (HONS)	58	DY. MGR. AUDIT, DELHI	05/10/57	39	64,427	NOT APPLICABLE	
522	SAT KUMAR K R	B E MECHANICAL	39	SR MGR. AVN. SER. DELHI	02/06/80	16	3,67,271	TRAINEE ENGINEER RALLI WOLF LTD	7 MTHS
523	RAM MOHAN	B SC CHEM TECH (CH	42	MGR., SILVASSA TOP	09/06/80	20	3,50,296	SR. PROJ. ASSTT. DST & SERC	7 MTHS
524	DANA P K	B TECH, M.TECH	44	CH. OPS. MGR. WR	10/06/80	15	3,67,205	NOT APPLICABLE	
525	RAMESH S	B SC (HONS)	37	DGM (SALES), WR	09/06/80	16	3,27,514	SALES PROMOTION REP RICHARDSON HINDUSTAN	1 YEAR 1 MTH
526	PARANJAPESH S	B COM C.A	39	CH. FINANCE MGR, WR.	12/12/83	15	4,09,921	AREA ACCOUNTANT SHAW WALLACE CO. LTD.	1 YEAR 9 MTHS

ANNUAL REPORT 1995-96



	NAME	QUALIFICATION	AGE	DESIGNATION/ NATURE OF DUTIES	DATE OF CO- MENCEMENT OF EMPLOYMENT	TOTAL NO. OF YRS EXPRNC	RENU- NERA- TION	PARTICULARS OF LAST EMPLOYMENT	PERIOD YEARS/ MTHS
527	MATHUR D.N.	BCOM P G DIP BUSI MGMT.	39	SDM, LUCKNOW	16/06/80	18	3,68,715	SALES OFFICER BOMBAY OXYGEN CORPN.LTD.	1 YEAR 5 MTHS
528	CHATURVEDI R	BSC HONS MA DPM IR	41	SR STATION MANAGER	16/06/80	15	3,52,565	NOT APPLICABLE	
529	SEKHRI A.K.	B TECH (CIVIL) M TECH (STRC) B E ELECT	38	SR.S&D SERVICES MGR.	18/06/80	15	3,33,526	NOT APPLICABLE	
530	NARAYANA RAO V.	B E ELECT	45	CEM, WR.	06/06/80	25	3,62,199	SUPERINTENDENT, NATIONAL DAIRY DEVL. BOARD	3 MTHS
531	DIVAKAR K.S.	B SC (PHYSICS)	43	MANAGER STAFF, CO	25/06/80	23	3,35,575	MANAGER BHOPAL ENGINEERING	1 YEAR 4 MTHS
532	SHARMA SHARAD KANT	B SC DIP MRTG SALES MGMT	36	CH. DM, AHMEDABAD	26/06/80	16	3,58,212	NOT APPLICABLE	
533	MAITY N.G.	B E (CHEM)	43	MGR.(OPS.) RANCHI DIV	30/06/80	19	3,54,949	EXAMINER OF STORES OFFICE OF THE DIR. OF INSP	2 YEARS 2 MTHS
534	RAJAGOPALAN T R	B SC	43	DY MGR (OPS) BUDGE BUDGE	02/06/80	23	3,14,413	ASST. STATISTICIAN INDIAN CANCER SOCIETY	4 YEARS
535	DAVID C	MSC DBM (IMC)	43	MGR. DIST. PROJ. DEV. SR	02/07/80	21	3,60,370	MEDICAL REP, INDIAN DRUGS & PHARM LTD	2 YEARS 1 MTH
536	KAVSHIVA P	B E MECHANICAL DIPLOMA IN BUS. MGMT	37	MGR ADM FACS PROJ.MADRAS	25/07/80	17	3,27,579	MECHANICAL ENGINEER FEDDERS LLOYD CORPN.(P)LTD	2 YEARS 1 MTH
537	SINGH S P	B.E. (CHEM)	41	S.O.O.	21/07/80	20	3,20,814	EXECUTIVE TRAINEE CHEMICAL POLYMER INDS. THANE	1 YEAR 2 MTHS
538	RAM SINGH	B COM ICWAI ICS	38	DEP. TO OCC	19/12/83	14	3,51,866	JR. MANAGER ALLOY STEEL PLANT	2 YEARS 6 MTHS
539	CHOGLE SUJATA N	B A M M S PERS	35	SENIOR STAFF MANAGER	22/12/83	13	3,57,161	VACATION TRAINEE LARSEN & TOUBRO	2 MTHS
540	PAROMITA SEN	M.SC.	39	DY MGR (OPS)	23/12/83	12	3,03,725	NOT APPLICABLE	
541	AGRAWAL S K	B COM LLB AICWA ACS	36	CH. LEGAL MGR.	29/12/83	14	3,65,638	ACCOUNTS OFFICER USHA INTERNATIONAL LTD	1 YEAR
542	SANKARAN G	S.S.C.	57	SR LUBS OFFICER	18/03/57	39	3,30,620	NOT APPLICABLE	
543	MAHESHWARI S D	B COM CA	38	CH. MGR. AUDIT, DELHI	06/02/84	15	3,66,611	SR CONSULTANTS C.G.R ASSOCIATES	4 MTHS
544	ROMEO JAMES	B.A.	37	DY MGR. SPL. DUTIES	03/11/87	10	3,15,556	SECURITY OFFICER ALPHA TRADERS & ASIAN BUIL	1 YEAR 8 MTHS
545	MANDALE SHRIDHAR D	B.A.	37	DY MGR (SPORTS PERSON)	06/11/87	19	3,04,338	SECTIONAL HEAD ASSOCIATED CEMENT CO. LTD.	8 YEARS 3 MTHS
546	TURBADKAR S V	B.A., BACHELOR OF GENERAL LAW	40	DY.MGR. STOCKS CO	16/08/78	18	3,24,102	ASSISTANT HOME DEPT, TPT, BOMBAY	2 MTHS
547	RAIKAR R N	B A	45	DY. MGR. ADMIN SERVICES	04/09/78	26	3,03,634	KEY PUNCH OPERATOR INDIAN COMPUTING CORPN	1 YEAR 6 MTHS
548	PULAWAR V S	B SC (CHEM)	44	SR. AVN OFFICER	04/04/84	20	3,04,408	CLERK, POLICE COMMISSIONER 9/76-5/77	9 YEARS
549	SHAH B M	F Y J C NCTVT, DIP IN BUSINESS MGMT.	36	MGR MIRAJ DEPOT	18/10/77	19	3,19,138	NOT APPLICABLE	
550	VENUGOPALAN K P	M A	46	SR AVIATION OFFICER	15/01/79	26	3,18,324	CLERK 'B' MAZAGON DOCKS	8 YEARS
551	MISTRY M C	B SC	45	DY. MGR MATERIALS	09/08/78	17	3,05,738	NOT APPLICABLE	
552	LAKSHMIKANTHAN M	B E CIVIL	46	MGR. PROJECTS (LPG), MT	16/04/84	23	3,25,192	CONSTRUCTION ENGINEER BHASIN ASSOCIATES (P) LTD.	8 MTHS
553	TANKKAR V S	B.SC.	40	MGR LONI DU	17/01/79	19	3,53,241	MARINE ASST, DEMPO STEAMSHIPS LTD	1 YEAR 3 MTHS
554	NAGAR L N	B A	40	DY MGR (LPG) NAGPUR	01/09/78	17	3,04,419	CLERK-TYPIST.G.POLICE, HARYANA	1 YEAR 2 MTHS
555	JADHAV A Y	B.A. (ECONOMICS)	44	DY MGR. IR, WR	10/04/78	19	3,09,482	CLERK, NEW CUSTOMS OFFICE, BOMBAY	1 YEAR 8 MTHS
556	RAI K G	BSC (CHEMISTRY) PGDM(MRKT)	35	SR DM NAGPUR	11/06/84	12	3,43,570	MARKETING TRAINEE DEVIDAYAL ELECTRONICS	1 YEAR
557	ELANGO S	B TECH PGDM	38	MANAGER ENGG CONST, APT	23/05/84	14	3,05,751	G.E.T. I.P.C.L.	1 YEAR
558	GEORGE T	B TECH (MECH) PGDM - IIM	38	MGR GOA DIVN	05/06/84	13	3,31,169	MANAGEMENT TRAINEE DUNLOP (I) LTD	1 YEAR 6 MTHS
559	PRADEEP C N	BE (ELEC) PGDM MBA (MARKE)	37	MGR. LPG SAFETY & TRG(S)	29/06/84	15	3,46,430	JR ENGG MAINT ACC	2 MTHS
560	HARDIKAR S	B.E. (MECH)	34	DY. MANAGER (E) GOA	18/06/84	12	3,02,884	MARINE SURVEYOR THERAPEUTICS CHEMICAL	2 MTHS
561	AGARWAL PRADEEP P	B E (MECH ENGG)	32	DY MANAGER ENGG (PROC & TR)	21/06/84	11	3,14,580	NOT APPLICABLE	
562	SARKAR PABITRA KUMAR	B.E.(MECH)	36	S.O.O.	18/06/84	11	3,00,233	NOT APPLICABLE	
563	SAHJI S R	M SC LLB	38	DY. MANAGER (OPS)	02/07/84	16	3,20,956	MEDICAL REPRESENTATIVE ALEMBIC CHEMICAL WORKS CO	4 YEARS 2 MTHS
564	RAVI S	B TECH(CIVIL) P G D M	36	CH MGR PROJ. PLNG.(M), CO	18/06/84	11	3,50,177	NOT APPLICABLE	



Bharat Petroleum Corporation Limited

	NAME	QUALIFICATION	AGE	DESIGNATION/ NATURE OF DUTIES	DATE OF CO- MENCEMENT OF EMPLOYMENT	TOTAL NO. OF YRS EXPRNC	REMU- NERA- TION	PARTICULARS OF LAST EMPLOYMENT	PERIOD YEARS/ MTHS
565	RAJKUMAR D	B TECH(ELEC) P G D M	35	CH. PROJ. MGR. (APT)	18/06/84	11	3,42,895	NOT APPLICABLE	
566	THOMAS G R	B TECH(ENGG.), PGDM	37	MGR MATS APT	02/07/84	11	3,00,917	CONTROL & MAINT OF TG SET NEYVELI LIGNITE CORPN	2 YEARS 3 MTHS
567	PRATAP C SIVA	B E	39	SR.MGR.CONST., NR	18/06/84	16	3,50,634	ASSTT ENGG (I/C) SIMPSON & CO LTD	4 YEARS 5 MTHS
568	CHELLIAH S R S	M E	39	MGR.,ENGG.(PROJ SER.)M	18/06/84	11	3,13,611	ASST. ENGG. TAMILNADU ELEC. BOARD	5 YEARS 4 MTHS
569	RAMAKRISHNA T S	B TECH	34	MGR (ENGG)	18/06/84	11	3,20,304	NOT APPLICABLE	
570	GOPALAN	BE (CIVIL)	41	DY MGR (E)	18/06/84	13	3,07,692	ASSISTANT ENGINEER TNADU WATER SUPPLY BOARD	1 YEAR 6 MTHS
571	RAVICHANDRAN	B TECH(CIVIL)	36	DY MGR ADMIN SERV.SR	18/06/84	11	3,16,461	NOT APPLICABLE	
572	ASHOK KUMAR	M TECH(MECH)	35	MGR. SAFETY ER	18/06/84	11	3,23,986	NOT APPLICABLE	
573	CHANDA A	B.SC.ENGG (CIVIL)	34	DY MGR (E)	18/06/84	11	3,10,911	NOT APPLICABLE	
574	KHURANA NARESH	B SC CIVIL ENGG	37	DY MGR (AS&F), NR	18/06/84	13	3,18,149	ENGR CONST. PLNG & CO-ORD. JAICO WATER REFINING, GZB	4 MTHS
575	BABAR HAMEED	B E MECH	34	MGR ENGG (PROC/SERV) MMPL	18/06/84	17	3,64,062	JET (MAINTENANCE) NATIONAL FERT. LTD.	6 MTHS
576	AGARWAL ANOOP KUMAR	PGDIR W (PM) B COM(HONS)	36	DEPUTATION TO NRL	02/07/84	11	3,26,807	ACCOUNTS SUPERVISOR PARISH PRIEST, DIBRUGARH	4 YEARS 1 MTHS
577	BRUNO EKKA	B TECH CIVIL ENGG	35	DY MGR (E), CHANDIGARH	02/07/84	13	3,02,456	DESIGN ENGR.	1 YEAR 6 MTHS
578	GUPTA S K	B SC (HONS) B TECH	39	MGR., I.P.C. OPS. E.R.	23/07/84	14	3,12,648	TECHNICAL SALES REP. GODREJ SOAPS LTD.	2 YEARS 7 MTHS
579	GANGOPADHYAY S S	B.E.	34	MGR PUNE DIVN.	09/07/84	12	3,18,984	APPRENTICE ENGINEER ESCORTS LTD	1 YEAR
580	PATKE M S	L L B D B A	47	MGR. (LPG) CHANDIGARH	02/07/84	29	3,01,890	SR. NON COMMISSIONED OFCR INDIAN AIR FORCE	15 YEARS 1 MTHS
581	PAUL P	B SC MBA	35	DY MGR OPS	02/07/84	15	3,13,522	SALES-LIAISON JOB M/S ROOP RANG, LUCKNOW	3 YEARS 3 MTHS
582	CHOUDARY A V R	B SC (AGR), M.A. (PERS)	34	SR.EMPLOYEE RELATION MGR.	02/07/84	11	3,14,020	NOT APPLICABLE	
583	PADMAKAR K	M SC OPERATIONS	36	DY MGR. IR	02/07/84	11	3,16,328	BUSINESS DEVT. MANAGER SWARAJYA SANDESH FARM & W E	1 YEAR 3 MTHS
584	UPADHYAY U C	RESEARCH M.A. (ECONOMICS)	38	DY MGR AVN OPS, GWALIOR	02/07/84	16	3,13,050	MKTG OFFICER CLUTCH AUTO LTD	5 YEARS 3 MTHS
585	BATRA A	M.A. (POL SC)	37	SR AVN OFFICER	02/07/84	13	3,25,219	ASSISTANT (LEAVE & PENSION) DGS & D DELHI	3 MTHS
586	MINJ A K	B SC PGDIP M/IR/LW	35	SR. TRAINING MANAGER	02/07/84	14	3,33,830	JR EXECUTIVE-SALES PEST CONTROL CORPN	2 YEARS
587	MISHRA T	B SC CHEM B SC (TECH	38	DY MGR. AS & F, NR	02/07/84	14	3,33,292	SUPERVISOR M/S. RELIANCE INDUSTRIES	2 YEARS 7 MTHS
588	NANGIA M	B A, CERTIFICATE IN COMPUTER P PROGRAMMING	34	DY MGR AVN OPS	02/07/84	11	3,03,943	NOT APPLICABLE	
589	RANJAN V	B A, M.A.,	33	MGR. AVN. SERV. DELHI	02/07/84	11	3,09,610	NOT APPLICABLE	
590	KHAN M A	M A (POLITICS),	49	DY MGR HINDI	02/07/84	11	3,14,188	NOT APPLICABLE	
591	DUBE INDIRA	MA (HINDI), B. ED	35	SDM, AGRA	23/07/84	14	3,66,323	OFFICER ON SPECIAL DUTY SRIRAM FERTILIZERS & CHEM.	3 YEARS
592	MEHRA KULBUSHAN	B SC LL B	37	MGR.DIST. MUCHALSARA	08/08/84	13	3,02,875	SALES OFFICER RELAXON, CONSFLT DIV	6 MTHS
593	INANI P K	M BA B SC	37	MGR., MATERIALS (PROCUREMENT)	20/08/84	11	3,20,166	SR. PROJ. OFFICER IIT, MADRAS	2 YEARS
594	PRAKASH K	B TECH (MECH)	37	MGR., MATERIALS (PROCUREMENT)	20/08/84	11	3,20,166	SR. PROJ. OFFICER IIT, MADRAS	2 YEARS
595	AHLUWALIA ANIL	B SC, MBA, MKTG CFA (INTER), DIP IN BUSINESS F	34	DY MGR. BBY (RESELLER)	06/08/84	13	3,12,471	MKTG EXECUTIVE INDUSTRIAL CONTAINERS	6 MTHS
596	NANDANWAR R	B TECH (METALLURGY)	39	DY MGR ENGG (CONST)	08/10/84	11	3,02,436	NOT APPLICABLE	
597	NARAYANAN	B SC ENG	36	DME (FACS) SR	06/11/84	14	3,05,187	JR. ENGINEER ACC LTD., BOMBAY	3 YEARS 1 MTHS
598	CHATTANATHAN	B E MECH	39	DY MGR LOSS CONTROL	05/11/84	15	3,19,077	JR. ENGINEER, PATEL BROTHERS SER & ENGG	1 YEAR 9 MTHS
599	KRISHNAN/CHARI V T	B E MECH	39	DY MGR LOSS CONTROL	05/11/84	15	3,19,077	JR. ENGINEER, PATEL BROTHERS SER & ENGG	1 YEAR 9 MTHS
600	SHAH J S	B.E CIVIL MBA	35	MANAGER AS&F	05/11/84	13	3,14,937	G.E.T. CANNON DUNKERLEY & CO.LTD	7 MTHS
601	SHAH P G	B COM, M COM. PART	41	DY MGR. DIST	01/09/78	19	3,38,533	COMMERCIAL APPRENTICE PHILIPS INDIA LTD. BOMBAY	1 YEAR 1 MTH
602	NATEKAR R P	M COM, M D B A GR	33	CH.FINANCE MGR. PRICES	02/05/85	12	3,58,238	MGMT. TRAINEE, KINETIE ENGG. LTD.	1 YEAR
603	PORE NEHA ANIL	B COM C A	33	CH. MANAGER (AUDIT)	02/05/85	11	3,62,833	ASST ADMIN OFF (CA) LIFE INSURANCE CORPN OF I.	1 MTH
604	SALEEM MOIZ	B COM, AICWA	35	CH.MGR.INTL TR/SUPPLIES	02/05/85	11	3,55,399	COST ACCOUNTANT, J. B.A. PRINTING LUKS LTD.	5 MTHS

ANNUAL REPORT 1995-96



	NAME	QUALIFICATION	AGE	DESIGNATION/ NATURE OF DUTIES	DATE OF CO- MMENCEMENT OF EMPLOYMENT	TOTAL NO. OF YRS. EXPRNC	REMU- NERA- TION	PARTICULARS OF LAST EMPLOYMENT	PERIOD YEARS/ MTHS
603	VISHWANATHAN K	B COM (HON) C A, CS	36	CH.FINANCE MGR.E.R.	02/05/85	13	3,26,391	ACCOUNTS EXECUTIVE HINDUSTAN REPROGRAPHICS L	4 MTHS
604	MONICA WIDHANI	BSC, C A	37	CH.MGR. C&MD'S DEPT.	02/05/85	10	3,80,189	NOT APPLICABLE	
605	NAIK BENGRE D M	B COM LL B(GEN) CA CS	40	DY. COMPANY SECY.	10/06/85	21	3,50,190	SR. ACCOUNTANT PHOTOPHONE LTD., MAPUCA	1 YEAR 4 MTHS
606	BALASUBRAMANIAN P	B.COM ACAINTER CS	38	CH.FINANCE MGR.S.R.	10/06/85	10	3,38,874	ACCOUNTS OFFICER, IOC	1 MTH.
607	THANGAVEL S	B TECH PGDM	37	MGR., LPG BTLG. PLANT ,MANG	17/06/85	13	3,13,382	GRADUATE ENGR. TRAINEE AIR-INDIA, BOMBAY	7 MTHS
608	DINAHER J	B COM, CA, ICWA	36	CH.FINANCE MGR.N.R.	02/05/85	16	3,41,415	SEMI QUALIFIED ASST. P.K. MEHTA & CO.	1 YEAR 5 MTHS
609	RANGANATH R	B SC A.C.A. COBOL PROG	36	CFM (MGMT.ACCT)	26/08/85	12	3,59,914	JR. OFFICER, PRICE WATERHOUSE & CO.	1 YEAR 2 MTHS
610	JAIN M K	M.COM.	40	SR OPS OFFICER	03/08/78	19	3,00,246	LDC DEPT OF CULTURE MINISTRY OF EDUCATION	1 YEAR
611	MONDAL P P	B TECH MECH	36	SR.MGR.MMPL	04/11/85	13	3,47,459	ASSTT ENGG EIL	1 YEARS 3 MTHS
612	THUSSU K L	B.E. MECH	44	CDM BOMBAY(DIR.DIVN.)	24/09/85	19	3,21,428	SR. ASSTT. ENGG. TATA CONSULTING ENGINEERS	8 YEARS 5 MTHS
613	SRINIVASAN VEDAM	BACHELOR OF ENGG MECHANIC	43	SR MGR CORPORATE PLN	04/11/85	21	3,30,802	DIVISIONAL ENGG. KUDREMUKH IRON ORE CO.LTD	3 YEARS 3 MTHS
614	GUPTA H P	B SC B TECH (ME	40	SR. AS&F MANAGER, N.R.	04/11/85	16	3,27,757	PIPELINE ENGINEER INDIAN OIL CORPN LTD	4 YEARS 3 MTHS
615	NAGWEKAR S H	B E MECH, D M S	35	MGR, ENGG FACILITIES	02/12/85	14	3,36,310	ASSTT. ENGINEER CROMPTON GREAVES LTD	3 YEARS
616	CHANDY K P	B.E MECHANICAL	39	SMIT, W.R.	16/12/85	15	3,50,869	SENIOR SUPERVISOR HINDUSTAN LEVER LTD	1 YEARS
617	MARISAMY V	B E (MECH) M E (ENGG) MGMT	49	SR.MATS. MGR., SR	02/12/85	24	3,32,870	JR MAT OFFICER MORMUGAO PORT TRUST	2 YEARS 2 MTHS
618	JADEJA R S	M A HISTORY	43	SR. DIV. MGR., PUNE	01/04/86	12	3,25,826	ASSTT. PARTS MANAGER BADER AL MULLA & BROS	2 YEARS 2 MTHS
619	VAIDYA B N	M SC CHEMISTRY	41	SR.OPS OFFICER	03/11/82	13	3,19,649	NOT APPLICABLE	
620	GANGULY ASHOK	B SC BE MECH POST GRAD	47	SR.MGR.CALCUTTA DIVN.	28/04/86	24	3,16,767	SERVICES ENGG MUKAND IRON & STEEL WORKS	8 MTHS 11 YEARS
621	MEHTA ANIL	B SC ENGG ELEC	44	MGR.(SPL.DUT.)AREA DIST.	07/05/86	21	3,13,822	SALES/PROJ. ENGINEER SIEMENS INDIA LTD	6 MTHS
622	BEDI GURBINDER SINGH	B SC DIP MKTG MGMT.	45	SR. MANAGER DELHI DIVN	24/04/86	24	3,42,925	DIST. MANAGER JOHNSON & JOHNSON BOMBAY	3 MTHS
623	CHAWLA RAVI K	BSC DMM	41	MGR.,PATNA DIVN	02/05/86	21	3,13,271	ZONAL SALES MANAGER KORES (I) LTD	2 YEARS 1 MTH
624	BHARADWAJ VIMAL K	DIPLOMA IN BUS. MANAGEMENT	41	SR IM IRIMPANAM	05/05/86	19	3,22,587	PRODUCTION SUPERVISOR HINDUSTAN LEVER LTD	9 YEARS 6 MTHS
625	VASHISHT S P	MA(POL.SCI) MA (PUB.ADMN)	49	SR.STF& IR MGRN.R.	12/05/86	29	3,26,013	SR PERSONNEL OFFICER P CHEMICAL PLANT	5 YEARS 2 MTHS
626	BANERJEE SIDHARTHA	B SC PGDSQC	41	SR.LPG.OPS.MGR.W.R.	28/04/86	19	3,31,964	WORKS MANAGER BITUMEN PRODUCTS (INDIA)	9 YEARS 9 MTHS
627	MOOKERJEE ALOKE	B SC(CHEM ENGG) A.M.I.CHEM	42	CH.LPG PLNG & COORD MGR.	19/05/86	20	3,57,774	SHIFT-IN-CHARGE GRAPHITE INDIA LTD	3 YEARS 9 MTHS
628	REHIL M C	B SC, B ED.MA (HIST)	42	SR.MGR.COORDINATION(SALES	07/05/86	21	3,22,286	DISTRICT MGR PHARMED PVT. LTD.	8 YEARS 8 MTHS
629	SANE V M	BE MECH MBA	45	SR.MGR.ENGG. (CONST.)WR	20/05/86	24	3,19,986	MGR ENGG POLYMER PAPERS LTD	1 YEAR 7 MTHS
630	PRASAD R N	B E (CIVIL)	38	DME SEWREE COMPLEX PROJ	05/11/84	13	3,02,975	ASSTT ENGG, SIMPLEX CONCRETE PILES(I)	1 YEAR 2 MTHS
631	KHANDARE T P	B.TECH(MECH)	37	DY MGR ENGG (MONITORING)WR	19/11/84	23	3,11,607	COMMERCIAL ENGINEER MAZAGAON DOCK LTD	1 YEAR 1 MTH
632	PAWAR MILIND P	B.SC I, B.E. (MECHANICAL)	35	DY MGR (E) BBY RESELLER	11/10/84	15	3,06,130	SUPERVISOR POWER PLANT KIRLOSKAR TRAC	2 YEARS 7 MTHS
633	SHRIVASTAVA SUDHIR K	BE (MECH) DIP IN SYS	32	DY MGR, RAJKOT DIVN	04/02/85	13	3,11,971	SYSTEMS EXECUTIVE, GEN. ELECTRODES & EQUIP, BBY	1 YEAR 3 MTHS
634	AHUJA K RAKESH	B E CIVIL ENGG	36	MGR ADMIN. FACS	04/02/85	15	3,03,773	ASSISTANT ENGINEER SHAMLAL & SONS	1 YEAR
635	MALIK DEEPAK	B SC CIVIL ENGG	35	DY MGR. ENGG (SERVS)	04/02/85	12	3,21,580	DESIGN ENGINEER VIJAY REWAL ASSOCIATES	1 YEARS 4 MTHS
636	JAIN L R	B E (MECH)	32	MGR.,MMPL PROJ. DELHI	01/04/85	12	3,03,077	PROJECT ENGINEER DCM CHEMICALS	8 MTHS
637	SIDDIQUI F R	B SC (ENGG) ELECTRICAL	36	MGR., ENGG.CONST APT N R	01/04/85	12	3,21,477	TEC BOMBAY	6 MTHS
638	SINGH ARUN KUMAR	B SC ENGG MECHANICAL	33	SMIT, ER	01/04/85	11	3,30,591	NOT APPLICABLE	
639	SIRKER S	B TECH PRODUCTION	40	DME CONST APT, ER	01/08/85	16	3,11,363	MAINTENANCE ENCR ORISSA INDS. CUTTACK	2 YEARS



Bharat Petroleum Corporation Limited

	NAME	QUALIFICATION	AGE	DESIGNATION/ NATURE OF DUTIES	DATE OF COMMENCEMENT OF EMPLOYMENT	TOTAL NO OF YRS EXPRNC.	REMUN- ERATION	PARTICULARS OF LAST EMPLOYMENT	PERIOD YEARS/ MTHS
640	SINGH RAKESH	B SC ENGG. MECH.	35	DY MGR ENCG	25/09/85	13	3,06,292	ENCG. TRAINEE DEVY POWER GAS BBY	6 MTHS
641	AGARWAL SANJEEV	B. TECH (MECH)	31	DY MGR ENCG FACS (NR)	04/11/85	11	3,11,496	MGMT TRAINEE GEC OF INDIA LTD	1 YEAR 1 MTH
642	VAIRMOHAN M	DME, AMIE, AIMA DIP. IN MANAGEMENT	39	DY MGR. (E) WADILUBE	16/12/85	18	3,10,293	PLANT TECH AIR INDIA	4 YEARS 8 MTHS
643	SAKSENA B P	B.E (MECH)	38	DY MGR LUCKNOW LPG	16/12/85	13	3,25,379	ASSISTANT OFFICER HINDUSTAN MOTORS	1 YEAR 8 MTHS
644	SHARMA A K	B.E. (MECHANICAL).	36	DY MGR UDAIPUR LPG BTLGP	16/12/85	12	3,26,395	ASST. SUPTD. TEXMACO LTD, CALCUTTA	2 YEARS
645	RAMESH S	B.E (MECH) PG D IP. IN COMPUTER PROG. SYSTEMS A	33	DY MGR ENCG URAN PROJECTS	16/12/85	10	3,01,909	NOT APPLICABLE	
646	BALASUBRAMANIAM K	B.A., ENGLISH LITERATURE	37	SR AVIATION OFFICER	02/02/87	9	3,01,269	NOT APPLICABLE	
647	DORAIRAJ D S	B.E. (CIVIL)	30	SR ENGINEERING OFFICER	02/02/87	9	3,16,676	NOT APPLICABLE	
648	SIKDAR RANJIT KUMAR	BE CIVIL	33	SR ENCG. OFFICER	02/02/87	9	3,15,437	NOT APPLICABLE	
649	NARASIMHAN S	M.SC (MATHS)	32	SR OPERATIONS OFFICER	16/02/87	9	3,16,953	NOT APPLICABLE	
650	SEN INDRAKSHI	BSC	33	SR PERSONNEL OFFICER	16/02/87	9	3,07,942	NOT APPLICABLE	
651	MISHRA BIBHUTUTTA	MA (HIST)	34	SOO	02/03/87	10	3,11,981	CLERK COIN NOTE EXAMINER GR II RBI BHUBANESWAR	2 YEARS 5 MTHS
652	PRASAD SHIV SHANKAR	B.SC	40	SSO	02/03/87	9	3,05,725	INPUT-OUTPUT ASSTT SAIL BOKARO STEEL PLANT DHANBAD	7 YEARS
653	S DHANPAL	B.E.(CIVIL)	29	SR ADMIN OFFICER (ENCG.)	01/08/88	8	3,07,400	NOT APPLICABLE	
654	TRIMBAKE H V	B.COM.	35	SR OPS OFFICER	26/09/83	14	3,00,360	WAREHOUSE ASST. II CENTRAL WAREHOUSING CORP.	2 YEARS
655	SHARMA SATTAN CHAND	MATRIC.	57	SR OPS OFFICER	10/06/57	38	3,10,817	NOT APPLICABLE	
656	RAMAKRISHNAN N	B.COM, CA FINAL COMP. SECRETARY (GROUP I)	31	DY.MGR., (CO. SEC. DEPT.)	16/10/89	13	3,31,304	ACCOUNTS OFFICER JAYSINTH DYE CHEM LTD	6 MTHS
657	GHOSH PARTHO	B.SC.(ENCG.), MECHANICAL, 5TH STD	42	SR. MGR. QTY. CONTR	12/09/91	16	3,28,449	AREA SALES MANAGER ICI (INDIA) LTD, CALCUTTA	4 YEARS 2 MTHS
658	MILKHI RAM	SSC	46	OCC DELHI	01/07/91	5	3,00,930	NOT APPLICABLE	
659	D J WACH	SSC	30	OPERATOR II	02/07/84	11	3,01,546	NOT APPLICABLE	
660	Z B CHIPTE	9TH STANDARD	34	LVD II	02/01/84	12	3,19,640	DRIVER DENA BANK BOMBAY	2 YEARS
661	KAMBIJ A S	SSC, D.M.E	45	DY MGR MMPL PROJECTS	13/02/81	26	3,30,947	SR. DYMAN GANSONS LTD	1 YEAR 5 MTHS
662	KINI K B	BE (MECH.)	49	SR MANAGER (AUDIT)	18/11/85	25	3,27,267	SR ENCG (MECH) BOMBAY DYEING	6 YEARS 9 MTHS
663	BASU A R	B.E CIVIL AMIE	52	SR PROJECT MGR. APT, ER	24/04/81	29	3,51,480	RESIDENT ENGINEER B&R CO. (I) LTD., CALCUTTA	3 YEARS 3 MTHS
664	V L SHARMA	B.COM	31	ASSIT. III	04/11/85	10	3,16,080	CLERK TYPIST J.M. BAXI & CO GANDHIDHAM	1 YEAR 4 MTHS
665	JEYAKAR B	B TECH (CIVIL) DMS	41	SR MGR ADMIN FACS.	04/12/81	20	3,26,248	CONSTRUCTION ENGINEER LARSEN & TOUBRO	4 YEARS 1 MTH
666	GATHOO S P	B.COM. MAST. DEG IN PERS MGMT	38	DGM (PERS)	10/10/86	16	3,62,086	SR PERSONNEL OFFICER N.T.P.C.	1 YEAR 2 MTHS
667	HARINARAYANA V	B.E (MECH)	37	MGR. CORPORATE PLNG.	20/01/82	16	3,32,044	GET MACHINERY MFG CORP LTD	1 YEAR 1 MTH
668	CHELLAM K S	MSC, DIP. MATS	53	DGM (AVIATION), DELHI	06/10/86	33	3,79,106	STAFF OFFICER INDIAN AIR FORCE	19 YEARS 5 MTHS
669	LAI. RAMJI	M.A.	40	SR. OPS. OFFICER	18/07/84	12	3,15,345	NOT APPLICABLE	
670	D SILVA S C	B A SEC/ETARIA	42	SR RESELLER MANAGER	02/04/79	19	3,39,336	STENOGRAPHER MACHINERY & SPARES	2 YEARS 3 MTHS
671	HARAN N	DME, AMIE (MECH BOILER PROFICIENCY)	51	DGM (AS&F)	09/08/82	31	3,85,652	SR. ENGINEER (M) EIL, NEW DELHI	6 YEARS
672	* VALAND C S	B A L L B GENERAL DIPLOMA P M I R	47	GM (P&A)	25/10/82	26	1,52,509	JR ASSTT SECY BPT	5 YEARS 9 MTHS
673	GHARAT V N	B.COM., LL.B., DIP IN ADMIN MGMT. COBOL PROG	41	DY. MANAGER	12/02/80	16	3,05,676	NOT APPLICABLE	
674	KHANDEKAR S Y	B.COM.	42	DY MGR (OPS)	16/06/78	18	3,13,404	CLERK B S E S SANTACRUZ	3 MTHS
675	SUNNY PHILIPPOSE	B.E (ELECT)	37	DY.MGR. (E)	04/08/83	14	3,27,389	ASSTT. ENCG (TRAINEE) TALA OIL MILLS CO LTD.	2 YEARS 2 MTHS
676	DESAI S S	BE (CIVIL)	38	SIM. WADILUBE	02/09/83	16	3,48,362	ASST ENCG CONST ENCG CORPN	9 MTHS
677	JAIRAJ K M P	ME (CIVIL)	42	SRA DMIN. FAC. MGR., CO	12/10/83	19	3,55,830	DEVELOPMENT OFFICER GDDIDC	2 YEARS

ANNUAL REPORT 1995-96



	NAME	QUALIFICATION	AGE	DESIGNATION/ NATURE OF DUTIES	DATE OF CO- MMENCEMENT OF EMPLOYMENT	TOTAL NO. OF YRS. EXPRNC	REM- NERA- TION	PARTICULARS OF LAST EMPLOYMENT	PERIOD YEARS/ MTHS
678	JOSEPH BABY	B.SC DIP. IN HMCT	39	SR OPERATIONS OFFICER	05/03/84	16	3,10,915	CAT SUPERVISOR GRANOMET	1 YEAR
679	THOMAS J K	M A	40	DY MGR ASF, SR	14/03/84	20	3,04,684	SAUDI ARABIA CANTEN SUPERVISOR	8 YEARS
680	AMIN P D	BE (CHEM) DIP IN MGMT	33	DY. MGR. ON DEPT TO PCRA	03/07/84	11	3,66,375	UNION CARBIDE, BHOPAL	1 MTH
681	SANT B S	BE(MECH)/PGDM/M FM	48	DGM (ENGG)	01/02/77	24	4,51,837	NOT APPLICABLE	4 YEARS
682	AMBADEKAR A W CAPT	B SC (AGR)	54	CH.MGR(TER.ARMY/CIVIL DEF	07/02/78	31	4,27,671	ASST. ENGR, TATA CONSULTING ENGRS.	1 MTH
683	BARVE R S	B COM DIP MAT MG	40	MANAGER AUDIT	08/06/78	21	3,40,951	CAPTAIN INDIAN ARMY	10 YEARS
684	SINGH R K	B. TECH (MECH ENGG)	42	GM (DIST.)	20/06/78	21	4,22,205	COMMERCIAL ASSISTANT THE KOHINOOR MILLS CO.LTD.	1 MTH
685	BANERJEE D	L C E DIP ENGG CIVIL	49	MGR ENGG (TRNG CO-ORDN)	01/11/78	28	3,41,981	ASST. ENGR IND. ENGG.	1 YEAR
686	NARAYAN S A	B SC (HONS) M A (PERS), LLB	45	GM (P&A)	01/01/79	23	4,59,070	CIVIL OVERSEER JAYSHREE CHEMICALS LTD.	5 MTHS
687	BAGCHI R C	B.E. CHEM, M.TE CH CHEM. ENGG.	41	CH.MGR.INTL TR&SUPPLIES	01/04/80	16	3,82,641	ASST. SECRETARY SHAMRAO VITHAL CO. BANK	4 YEARS
688	R L YADAV	12TH STANDARD	41	OPR I (F)	15/05/79	16	3,08,150	GRADUATE ENGG. TRAINEE BHARAT PETROLEUM	7 MTHS
689	CHAUDHARY BHARAT B	BE (MECH) DIP IN MGMT ADV DIP IN MGMT	42	SR.MAINT.MGR(PP COMPLEX)	01/10/82	20	3,48,259	MECHANICAL KHALASI RAILWAYS BHUJ	5 YEARS
690	DIXIT M N	M COM, AICWA	54	DGM (REFINERY) FINANCE	01/07/82	14	4,32,086	CONST. SUPERVISOR EIL	6 YEARS
691	SEN A C	BE ELEC	48	DGM (PROJ.)CIR,REFY TERM	19/01/83	25	3,94,886	NOT APPLICABLE	7 MTHS
692	DEWAN SUNIL	BE CIVIL ENGG	43	SR MANAGER AUDIT	23/06/86	21	3,39,620	SR ASSTT ENGG (ELECT) W B S E B	5 YEARS
693	KUNJUMON K A	B SC MASTERS PROGRAM INT MKTG	37	SR.MGR(SHIPPING&EXCISE)	11/08/80	16	3,17,149	NOT APPLICABLE	2 MTHS
694	KHOBRADE K W	M.SC	42	DY MGR OPS LPG	23/05/81	17	3,51,120	NOT APPLICABLE	
695	MEHRA R K	B TECH (CHEM)	40	DGM PRODUCT DESPATCHES	25/05/81	15	3,64,534	LECTURER G N SCIENCE COLLEGE SCIENCE BALLARPUR	1 YEAR
696	RADHA KRISHNAN C	B SC	39	DY MGR LPG	04/12/78	20	3,46,696	COLLEGE SCIENCE BALLARPUR	7 MTHS
697	DAGAONKAR A P	B SC, DIP PM	49	DY.MGR.LOSS CONTROL	16/06/81	25	3,07,190	NOT APPLICABLE	
698	IYER K B	B SC (MATHS)	36	MGR MATERIALS	01/10/81	15	3,33,552	NOT APPLICABLE	
699	TRIVEDI KIRANKUMAR A	M SC, DMS	35	MGR PROGRAMMING&PLANNING	17/12/81	14	3,35,238	NOT APPLICABLE	
700	NARAYANAN K B	M SC STATISTICS	36	SR.MGR CSS	18/01/82	14	3,43,297	NOT APPLICABLE	
701	GANAPATHI M	M SC (APP CHEM) PHD (CHEM ENGG) DIP IN IR&PM	40	SR.MGR.AUDIT (R)	01/09/82	17	3,28,913	NOT APPLICABLE	
702	IYER M S	B.COM, DBM	34	DY.MGR.OPS(TDU)	01/09/82	14	3,49,947	SR. RESEARCH FELLOW IIT, NEW DELHI	3 YEARS
703	SRIKANTH M R	B SC	37	MGR TDU	01/09/82	16	3,24,888	NOT APPLICABLE	6 MTHS
704	VISHVANATH T V	B SC (MATHS)	39	MGR LOSS CONTROL	01/09/82	17	3,20,685	NOT APPLICABLE	
705	ANAND N K	M.COM. LLB ICS, DFM	40	MGR AUDIT, REFINERY	14/02/83	21	3,33,847	CLERK, INDIAN OVERSEAS BANK	3 YEARS
706	BAGDEKAR P H	B.SC DIP IN IND ENGG	39	DY MGR CO-ORD PRODUCT MOVEMENT	02/10/78	18	3,06,024	CLERK, INDIAN OVERSEAS BANK	3 YEARS
707	RAMTEKE R K	B SC M SC (BIO,CHEM)	36	DY. MANAGER (AUDIT) REFINERY	09/05/83	13	3,30,028	A A O NAGALAND PULP PAPER CO LTD	1 YEAR
708	GURUMURTHY K	B.COM. C.A. ICWA	34	SR.FINANCE MGR REFINERY ACCOUNTS	16/07/87	9	3,17,092	NOT APPLICABLE	
709	NATARAJAN E	BE (MECH) M.TECH (IND) C) A M I E	40	SR MANAGER MATERIALS	01/06/78	17	3,64,311	NOT APPLICABLE	
710	GUPTA R	B COM,COURSE IN COBOL (CMC LTD)	40	SR MGR BUSINESS DEVELOPMENT	01/02/79	18	3,71,626	CONSOLE OPERATOR COMPUTRONICS INDIA	1 YEAR
711	SIVARAM M K	B SC	47	SR TDU MANAGER	25/01/78	27	3,69,848	STENOGRAPHER, BEDROCK TYRE & RUBBER LTD	7 MTHS
712	RAJARAM K V	B COM ACA INTER C S	37	CH. FIN. MGR. (REF. ACCOUNTS)	01/12/83	13	3,57,165	RUBBER CO, BOMBAY	5 YEARS
713	KULKARNI S V	B COM AICWA C A I I B INTACS	39	CH.FIN.MGR (REFINERY PROJ.)	07/02/84	20	3,66,418	ASST ACCOUNTANT, M/S HIGGIN BOTHAMS MADRAS	4 MTHS
714	KAMBLE V N	B COM	43	DY MGR EXCISE	7/10/77	18	3,26,746	OFFICER BANK OF INDIA	1 MTH
715	PHULL S K	B TECH (CHEM)	50	EXECUTIVE DIRECTOR REFINERY	02/02/81	28	4,98,054	NOT APPLICABLE	
								SR. PROCESS ENGR. IOC	3 YEARS
									1 MTH



Bharat Petroleum Corporation Limited

	NAME	QUALIFICATION	AGE	DESIGNATION/ NATURE OF DUTIES	DATE OF CO- MMENCEMENT OF EMPLOYMENT	TOTAL NO. OF YRS EXPRNC	REMU- NERA- TION	PARTICULARS OF LAST EMPLOYMENT	PERIOD YEARS/ MTHS
716	JOSHI S M	B E (CHEM)	33	DY. MGR ON DEPT. KNPC, KUWAIT	17/06/86	12	3,03,578	PROJ ENGR. ICB PVT LTD BOMBAY	1 YEAR
717	SUNDARARAJAN K	BE (MECH)	40	DY. MGR. INSPECTION	25/11/85	19	3,03,454	SR TECH ASST(M/CE) MADRAS FERTILIZERS MADRAS 600068	1 YEAR 9 MTHS
718	DEVADAS R C I	M.TECH (MECH)	47	ADDL.DIRECTOR,PII, BOMBAY	09/12/85	23	3,48,046	SR. CONSULTANT PROJ. ENGG UP ICO KANPUR	6 YEAR 8 MTHS
719	PADMANABHAN P	B TECH (CHEM)	38	CHIEF TECHNOLOGY MANAGER	01/10/81	15	3,27,137	NOT APPLICABLE	
720	TANDEL S P	B TECH (CHEM)	36	DY. MGR PROCESS TECH.	04/08/86	13	3,01,665	JR ENGR PRODN RCF LTD	3 YEARS 7 MTHS
721	CHAKRABARTI C S	B E (MECH)	47	CHIEF FIRE &SAFETY MANAGER	16/12/85	23	3,41,433	WORKS MGR., ROBERTS MECLEN CO. LTD. CALCUTTA	1 YEAR 6 MTHS
722	PANCHAL H P	D'MAN (III) NCTVT	34	SR. DESIGN OFFICER	10/09/86	15	3,04,618	DRAFTSMAN, MACNEIL & MAGOR	5 YEARS 9 MTHS
723	KAUL M K	B E (MECH)	46	DGM MAINTANENCE	29/09/86	25	3,83,587	PLANT ENGR. RCF	12 YEARS 7 MTHS
724	RAUT N D	B TECH (CHEM)	36	SR.PROJECT TECH MANAGER	01/01/82	14	3,32,862	NOT APPLICABLE	
725	VAIDYA R D	B SC	44	SR. OPS. OFFICER (FCC)	17/10/77	18	3,07,862	NOT APPLICABLE	
726	BHATE S V	B TECH CHEM	36	SR MGR. OPT & DEVELOPMENT	14/01/82	14	3,57,065	NOT APPLICABLE	
727	NAIDU P K	DME BOILER PROF ENGG	45	MANAGER CPP	10/10/86	27	3,03,345	BOILER ENGR, CENTURY ENKA LTD, PUNE	4 MTHS
728	APTE Y V	B E (MECH) MASTER IN FIN MGMT	35	MANAGER PROC MATERIALS	22/02/82	14	3,56,693	NOT APPLICABLE	
729	KADAM S B	B E (MECH)	39	SR.MAINTANENCE MANAGER TANK/OFFSITES	01/03/82	14	3,42,132	NOT APPLICABLE	
730	VISWANATHAN M	B TECH(CHEM) PG D.MGT,M.A.M DIP EXP/IMP MGT	44	SR MANAGER	24/05/82	20	3,69,034	EXPORT ENGR., CROMPTON GREAVES DESIGN ENGR LAMDA	3 YEARS 2 MTHS
731	SHINGRUT A	B SC M L W I R	43	SR STAFF MANAGER REFINERY	04/11/86	17	3,62,008	SR. PERSONNEL OFFICER DEEPAK FERT. & PETROCHEM. V LTD A O DEVIDAYAL	4 MTHS
732	GUPTA ANIL	B E (MECH)	45	CHIEF PROJECT MANAGE R REVAMP PROJ	17/06/82	23	3,93,949	AE CONST. EIL	1 YEAR 9 MTHS
733	UPGANLAWAR V B	B TECH CIVIL	48	CHIEF ADMIN MANAGER	24/06/82	23	3,69,983	ENGR. EIL	7 YEARS 1 MTHS
734	MALLICK P K	BE (CIVIL)	46	CHIEF ESTATES MANAGER	28/06/82	24	3,84,241	CIVIL ENGR. IFF. CO.	3 YEARS
735	MAHESHWARI S C	B E (MECH)	52	DGM (P)	01/07/82	28	3,85,289	SR. ENGR. EIL	9 YEARS 8 MTHS
736	GURNANI N R	B E (CIVIL)	46	CHIEF PLANNING MON & SERVICES MANAGER	02/07/82	25	3,59,716	ENGINEER EIL	10 YEARS 4 MTHS
737	*PADMAWATHY PATTISAPU	M TECH (CHEM)	35	DY.MGR. SYSTEMS PROG (ADV.CONT.OPT.)	01/01/86	10	29,540	NOT APPLICABLE	
738	KARANDE A H	BE (CHEM)	31	DY MGR. PROJ. TECH.	05/12/86	11	3,02,778	TRAINEE DALAL CONSULTANTS	9 MTHS
739	RAO P V	B E (MECH)	33	MANAGER E&C	01/01/86	10	3,25,775	NOT APPLICABLE	
740	MOHAN RAO P J	M TECH (MECH)	38	SR MANAGER E&C	05/07/82	14	3,63,420	NOT APPLICABLE	
741	RAJGOR D J	SSC, DEE PWD SUPVR LIC	41	DY MANAGER ELEC MAINT	12/07/82	21	3,15,598	CT/PT DESIGN ENGINEER VOLTA LTD.	4 YEARS 2 MTHS
742	RAMA KRISHNA B	DIP IN OPS.MGMT D E E	45	DY. MANAGER TASK FORCE (QM)	13/07/82	25	3,13,617	ELECT. SUPERVISOR PREMIER ENGG. HOUSE TECH	9 MTHS
743	RAMAMURTHY V V	B E (MECH) DIPL INDL MGMT	49	GEN MANAGER (JV REFINERIES)	27/07/82	29	4,50,133	DY. MGR. PROJECTS HINDUSTAN ANTIBIOTICS LTD	4 YEARS 5 MTHS
744	SURESH V	B E (CHEM)	33	MANAGER ON DEPUTATION WITH PII KUWAIT	01/01/86	11	3,11,492	SHIFT FOREMAN SAURASHTRA CHEMICALS	4 MTHS
745	CHANDRASEKHAR N	B TECH (ELECT)	33	MGR. MAINT. (CCU/FCCU)	01/01/86	10	3,06,173	NOT APPLICABLE	
746	ARUN KUMAR	BE (MECH) DIP IN MGMT STUDIES	44	CHIEF MATERIALS MANAGER	13/08/82	23	3,67,087	ENGR. MECHANICAL EIL NEW DELHI	7 YEARS
747	MAJUMDER C	B.TECH (INSTR) DIP IM MGMT	47	CHIEF MAINT MANAGER (E&I)	16/08/82	24	3,75,712	SR. INSTRU. ENGR. UHDE (I) LD	1 YEAR 3 MTHS
748	RAO M S	BE (CIVIL)	32	DY. MGR. MAINT.	01/01/87	9	3,06,601	NOT APPLICABLE	
749	KAMBLE S K	B A (ENGLISH)	36	MANAGER SERVCIS PROJ CELL	06/01/86	16	3,18,374	CLERK LAXMI VISHNU TEXT. MILLS, BOMBAY	1 YEAR 1 MTH
750	PAWAR P T	B E (MECH)	42	SR MANAGER MONITORING & COORD(JVR)	01/09/82	21	3,37,348	ACF/DEPUTY ENGINEER MUKUND WORKS AHMEDNAGAR	3 YEARS 8 MTHS
751	SANKAR RAMAN V	BE (MECH)	38	MGR PROJ (PROJ CELL)	01/09/82	21	3,12,105	MECH. ENGR. FLUID AIR ENGG. INDUS. DADAR BOMBAY	1 YEAR

ANNUAL REPORT 1995-96



NAME	QUALIFICATION	AGE	DESIGNATION/ NATURE OF DUTIES	DATE OF CO- MMENCEMENT OF EMPLOYMENT	TOTAL NO. OF YRS. EXPRNC	REMUN- ERATION	PARTICULARS OF LAST EMPLOYMENT	PERIOD YEARS/ MTHS
752 MAZGAONKAR A N	MECH D'MAN SSC	40	DY MANAGER DESIGN	20/09/82	20	3,13,826	MECHANICAL DRAFTSMAN CHEMTEX ENGINEER OF INDIA CHEMTEX ENG LTD BOMB	3 YEARS 5MTHS
753 SINGH R P	B E (MECH), MASTER IN MGMT	47	GEN MANAGER(E&P)	20/09/82	25	4,11,447	DY. MGR. P&S NTPC	2 YEARS 5 MTHS
754 ADITYA KUMAR	BE (MECH)	34	DY MANAGER KNPC KUWAIT	01/01/87	9	3,16,900	NOT APPLICABLE	
755 RAMNANI S N	B E (ELECT)	37	SR. MGR (E&C)	22/11/82	13	3,42,692	NOT APPLICABLE	
756 BAVEJA G S	B E (MECH)	46	CHIEF MANAGER (E&C)	23/12/82	24	3,72,741	DY. MGR. TG ERECTION BHEL 500MW UNIT-5 SITEOFF	11 YEARS 9 MTHS
757 VAITY L T	B COM MA (PM IR)	41	MANAGER (IR)	07/01/87	20	3,81,194	JOINT ASSISTANT SECRETARY BPT	5 YEARS 2 MTHS
758 *MONTEIRO J A	S S C E	58	MANAGER SAFETY	14/07/55	41	1,11,102	NOT APPLICABLE	
759 RAMA PRASAD B V	BE (MECH)	45	MANAGER TASK FORCE (QM)	21/01/87	24	3,08,000	ASST. ENGR. BHARAT HEAVY PLATES & VESSELS LTD	14 YEARS 4 MTHS
760 GAYEN P K	BE (ELECT)	38	MANAGER ELEC(ESTATES)	03/02/87	12	3,05,898	MAINT. ENGR. (ELECT.) HPC VISAKH REFINERY	3 YEARS
761 SUNDARARAJAN S S	B SC	35	SR. OPS OFFICER(LPG)	27/12/82	13	3,14,156	NOT APPLICABLE	
762 VANKAR K M	BE (MECH)	36	MANAGER MAINT PLNG	16/04/87	14	3,18,044	ENGINEER IOC	4 YEARS 3 MTHS
763 KAMBLE V R	BA M L S	42	DY.MGR.OPS(LPG)	14/03/83	15	3,19,780	ADMIN. OFFICER NATIONAL SERVICES BOMBAY	2 YEARS 1 MTH
764 RATHOD H D	B SC	40	DY MANAGER OPS MOT	14/03/83	18	3,28,270	SALES REP., SUDARSHAN ELECTRONICS BOMBAY	1 YEAR 3 MTHS
765 UPADHYAY A	DME DEGREE MECH EQUIV BOIL PROF PG DMS,DEGREE	46	SHIFT SUPDT	04/05/87	26	3,95,144	JUNIOR ENGR. RCF	1 YEAR
766 DHAR S P	S S C S INSPECTOR DIP	47	SR. OPP OFFICER (F&S)	22/04/83	25	3,07,941	JR. OVERSEER MUNICIPAL CORP. OF GREATER BOMBAY	9 YEARS 9 MTHS
767 DIPANKAR SEN	AMIE, BOE DIP IN MECH ELECT. ENGG.	36	DY MANAGER UTILITIES	18/08/87	11	3,00,506	ASST. CONTROLLER CESC LTD CALCUTTA	3 YEARS 1 MTH
768 KULKARNI P K	B SC	34	DY MGR OPS (SRU/MTBE)	04/05/81	15	3,02,106	NOT APPLICABLE	
769 HALBE C R	BE (MECH)	37	MANAGER MAINT. LPG/CANTRY	07/09/87	16	3,19,607	MECH. EQUIPMENT AND DESIG UDHE INDIA LTD.	7 YEARS 3 MTHS
770 DESHPANDE U S	DIP MECH D'MAN	41	DY MANAGER TECH. SER. (QM)	01/08/83	25	3,08,749	DRAUGHTSMAN, TOTAL CONSULTANCY ENGG.	5 YEARS 4 MTHS
771 NEVGI G M	BE (MECH) DIP MATS MGMT	36	MANAGER MATERIAL SERVICES	01/08/83	14	3,90,469	TRAINEE ENGR. BLUE STAR LTD.	4 MTHS
772 GAIKWAD R P	BE (MECH)	36	MANAGER MECH(PROJECT CELL)	04/08/83	14	3,44,400	MAINT. ENGINEER GODREJ AND BOYCE BOMBAY	1 YEARS
773 JEYAKUMAR K	BE (MECH)	36	MANAGER ON DEP WITH KNPC KUWAIT	05/08/83	15	3,11,830	CONST. ENGR. FACT ENGINEERING DESIGN ORGAN COCHIN	1 YEAR 6 MTHS
774 BASU B K	BE (ELECT)	37	MGR. (MAINT.)	12/08/83	14	3,15,068	ASSISTANT ENGINEER DASTUR CO (P) LTD CALCUTTA 13	1 YEAR 4 MTHS
775 RAVI K	BE (MECH) WELDING INSPC DIP IN COMP MGMT	36	MANAGER PROJ CELL	12/08/83	15	3,33,455	TRAINEE ENGR. CEAT TYRES BHANDUP, BOMBAY	2 MTHS
776 SAXENA S R	B TECH (CHEM) M E (CHEMICAL)	37	MANAGER ATT TO TASK FORCE	30/08/83	13	3,15,208	NOT APPLICABLE	
777 KRISHNA B S M	B E (CIVIL) PGD CONST MGMT	37	MANAGER ADV ENGG(CIVIL)	30/08/83	15	3,27,743	ASSIT. EXEC. ENGR. (CIVIL) NAT.PROJ.CONST.CORPN.LTD.	1 YEARS 7 MTHS
778 KRISHNAN N S K	B E CIVIL ENGG	41	SR ESTATES MANAGER	31/08/83	19	3,51,556	JR. ENGINEER SUPER ENGINEERING P & T C P T DEPT MADRAS	5 YEARS 3 MTHS
779 ROY P	B E (MECH), M.A.M P.G DIP IN BUSINESS MGMT.	36	MANAGER MAINT(BH/DMP)	02/09/83	14	3,52,950	TRAINEE ENGR. WESTERN WORKS ENGG. LTD.	3 MTHS
780 SAMANTA A B	B E (CIVIL)	35	MGR ESTATES PROJECT	02/09/83	15	3,80,476	ASSISTANT ENGR. SIMPLEX CONCRETE TILES PV	2 YEARS
781 SUNDERAJAN S S	B TECH (CHEM) DIP BUS MGMT	36	SR OPS MGR FCCU COMPLEX	15/09/83	14	3,36,704	MGMT. TRAINEE DUNLOP INDIA LTD.	2 MTHS
782 MURTHY P L N	BE (ELECTRONICS)	41	SR MANAGER (E&C)	19/09/83	20	3,44,060	MAINT. SUPERVISOR MADRAS FERT. LTD., MADRAS	2 YEARS 8 MTHS
783 GUPTA S K	S S C, NCTVT	36	DY MANAGER MAINT ROTARY	17/09/79	17	3,05,318	NOT APPLICABLE	
784 JAIN C K	M TECH, SOIL MEC FOUNDN E	41	DEP. TO BHARAT OMAN REFY	14/10/83	19	3,60,684	EXEC ENGINEER N P C C LTD	1 YEAR 6 MTHS



Bharat Petroleum Corporation Limited

	NAME	QUALIFICATION	AGE	DESIGNATION NATURE OF DUTIES	DATE OF COMMENCEMENT OF EMPLOYMENT	TOTAL NO. OF YRS EXPRNC	REMU- NERA- TION	PARTICULARS OF LAST EMPLOYMENT	PERIOD YEARS/ MTHS
785	KRISHNAN S R	B E (MECH) DIP COMP.MGMT	37	MANAGER SAFETY OISD CO-ORD	11/11/83	15	3,52,097	SALES AND DIVI. ENGR. PRESS METAL CORPN. LTD. ESTIMATION ENGINEER	1 YEAR
786	SANZGIRI G M	BE (MECH)	35	MANAGER PROJ (E&C)	01/12/83	12	3,61,454	NOT APPLICABLE	
787	SAXENA A C	BE (ELECT)	49	SR MANAGER ELECT PROJ CELL	30/06/88	23	3,05,874	AREA ENGR. NATIONAL MECHANICAL & ELE KUWAIT	3 YEARS 6 MTHS
788	RAMACHANDRAN R	B TECH (CHEM)	35	SR MGR ON DEPUTATION WITH BURL	01/12/83	12	3,39,209	NOT APPLICABLE	
789	SHAH A R	B E (MECH)	34	MGR MAINT	13/12/83	13	3,28,795	TRAINEE SALES EXECUTIVE MECHLONIC ENGINEERS	2 MTHS
790	SNCSKV NARAYANA CHARYUL	M.TECH (INSTR)	50	*SR. INSP.SERVICES MGR	01/07/88	28	3,75,758	DY. SUPDT (NDT) PROJ. DEV. INDIA LTD, BARODA	20 YEARS 5 MTHS
791	JAIN S M	BE (MECH)	45	CHIEF MGR ATT'TO TASK FORCE	08/07/88	24	3,90,409	SR. ENGINEERING OFFICER NOCIL	2 YEARS 4 MTHS
792	RAO H S P	B TECH (CHEM)	40	SR. SCHED. & BLENDING MGR.	11/07/88	15	3,04,486	SR. ENGR. IOC	7 YEARS
793	SANGITA V KELKAR	B E CIVIL	34	MANAGER CIVIL(E&C)	01/02/84	12	3,15,751	NOT APPLICABLE	
794	GULKOTWAR N K	BE (ELECT)	42	SR MAINT MGR ELECT (SERVICES)	18/07/88	21	3,21,196	AREA ELECTRICAL ENGR. NAMESCO, KUWAIT OIL CO.	4 YEARS 2 MTHS
795	JUIKAR A L	B SC	40	SHIFT SUPRDT	17/10/77	18	3,36,428	NOT APPLICABLE	
796	AGRAWAL V K	B E (INSTR) DIP IN COMP MGT	45	DGM TECHNOLOGICAL	20/02/84	24	3,97,267	ASST. CHEM. ENGR. (INSTRU) CI	3 YEARS 6 MTHS
797	JACOB V K	MA, DAM,DME, DTECH, MBA,NCES	43	MANAGER DEV	03/12/81	24	3,52,989	NCO INDIAN AIR FORCE	10 YEARS 2 MTHS
798	LIMAYE A G	B SC PG DM IND MGMT	41	DY MGR ATTCHED TO E & C	18/09/78	20	3,31,541	SHIFT. PROD. SUPVR. SUDARSHAN CHEMICAL INDUSTRIES	6 MTHS
799	MURALI G K	ELECT. +ELECTRONICS	41	MGR ADVISORY ENCG	02/08/88	19	3,17,942	SR. PIPELINE ENGR. IOC APPM	3 YEARS 3 MTHS
800	SANGHVI J N	BE (MECH)	50	CH OPS MGR UTILITIES	02/08/88	28	3,75,320	MGR. CONST. EIL	12 YEARS
801	DANDEKAR P A	BE (CHEM)	46	CHIEF OPS MGR (PP)	03/08/88	25	4,30,307	MGR. BEST DIVISION BM THAKKER & CO. PVT. LTD	6 MTHS
802	BARMAN A K	B TECH (CHEM)	42	MANAGER TECH	22/08/88	19	3,66,472	ASST. PROJECT MANAGER HINDUSTAN FERT. CORPN. W. BENGAL.	7 YEARS 5 MTHS
803	TANDON G G	BE (CHEM)	43	SR OPS MGR CDU	22/08/88	22	3,20,205	ASST. PLANT MGR. HINDUSTAN FERT. CORPN. MIDNAPUR (W.B)	8 YEARS 6 MTHS
804	BALRAJ S	SSLC, NCTVT	39	DY MANAGER PROJECT CELL	17/09/79	18	3,09,600	NOT APPLICABLE	
805	BIRJE P D	NCTVT	41	SR. OPS OFFICER BIT/DP	04/10/77	18	3,02,630	NOT APPLICABLE	
806	SAWANT R D	I.SC, NCTVT	39	DY MGR BIT,FLNG/STKG	05/09/77	19	3,10,712	NOT APPLICABLE	
807	SINGH A	B E (MECH)	51	DGM (E&C)	16/04/84	28	4,62,242	ASST. CHEM. MECH. ENGR. FCI	4 YEARS 4 MTHS
808	GHANSHYAM	ME (CHEM) DIP IN MGMT	49	SR MGR INST. PROJECT CELL	03/10/88	18	4,28,821	ASST.ENGR. INSTR FCIL	5 YEARS 2 MTHS
809	KANCHWALLA S F	B E MECH DIP IND MGMT	46	CHIEF MAINT MGR(M&C)	23/04/84	23	3,87,641	ASST. MGR. WORKS RICHARDSON & CRUIDAS LTD. MULUND BOMBAY	8 YEARS 3 MTHS
810	CHARVETHIA T S	BE (MECH)	46	CHIEF INSPECTION MGR	28/05/84	22	3,60,043	ASST PLANT ENGR FCI LTD RAMGUNDAM	4 YEARS 5 MTHS
811	ALVES R	S S C	48	DY MGR. ADMIN.	17/12/75	27	3,87,966	FITTER B P LONDON SHIPPING	6 YEARS
812	KUMAR K S	B SC, DIP COMP PRG.	38	MANAGER SYSTEM (CS&S)	01/09/78	17	3,01,179	NOT APPLICABLE	
813	SHARMA N K	D M E BOILER OPS ENGR	44	DY. MGR. E&C	06/08/84	22	3,33,274	POWER AND UTILITIES ENGR. IOC LTD, MATHURA	4 YEARS 6 MTHS
814	MUKHERJEE S N	A M T E	44	MGR ON DEPUTATION WITH KNPC KUWAIT	06/08/84	20	3,13,709	POWER & UTILITIES ENGR. IOC MATHURA	2 YEARS
815	CORAHAVA K S	D M E BOILER PROF CERTIFICATE	47	DY. MGR. MECH. (PROJECT CELL)	06/08/84	24	3,52,800	POWER & UTILITIES ENGINEER MATHURA OIL REFINERY MATHURA	4 YEARS
816	CHATTERJEE S	B E (CIVIL)	47	DGM (P&A)	09/08/84	27	4,17,880	ASSISTANT ENGR. CIVIL. HIND. FERT. CORPN	11 YEARS 3 MTHS
817	DEKATE G R	B.TECH(CHEM)	37	MGR SCH. & MONITORING	29/06/90	14	3,48,620	SR. PROCESS ENGR. IOC	2 YEARS 2 MTHS
818	BHARGAVA S	BE (CHEM)	35	MGR PROGRAMMING(P&P)	10/09/84	14	3,16,666	GET SHRIRAM FERTIL. CHEMICALS KOTA	1 YEARS 9 MTHS
819	DAS A	B SC, BOE PG DIP IN ECO & ENV	42	SR MANAGER UTILITIES	21/09/84	20	3,35,796	ASSISTANT FOREMAN HIND. FERT. CORPN. HALDIA	3 YEARS
820	IYER C J	B TECH (CHEM)	36	SR MANAGER ENG CONSV & ENV CONTROL	03/12/84	12	3,49,728	SALES ENGR. KAJ INDUSTRIES	3 MTHS
821	DESHMUKH R R	B E (CHEM)	34	SR MANAGER TECH ASST	03/12/84	11	3,78,036	NOT APPLICABLE	
822	PRABHU A C	B E (CHEM)	35	MGR PROCESS TECH	03/12/84	11	3,82,001	NOT APPLICABLE	
823	KHARAT S V	BE (CHEM) DIP IN OPS RES MGT	34	MANAGER TECH INV	03/12/84	11	3,20,861	NOT APPLICABLE	

ANNUAL REPORT 1995-96



	NAME	QUALIFICATION	AGE	DESIGNATION/ NATURE OF DUTIES	DATE OF CO- MENCEMENT OF EMPLOYMENT	TOTAL NO OF YRS EXPRNC	REMUN- ERATION	PARTICULARS OF LAST EMPLOYMENT	PERIOD YEARS/ MTHS
824	SINGH R P	BE (ELECT)	35	MGR MAINT (DISTRIBUTION)	03/12/84	12	3,38,345	GET BPCL	1 YEAR
825	*VISWANATHAN S.	MTECH (CHEM ENG) DIP IN PETREFG DIP IN OPS MGT	54	EXECUTIVE DIRECTOR REFINERY	15/12/66	30	2,97,008	ASST. PLNT SUPDT THE DELHI CLOTH&GENL MILL	1 YEAR
826	RAO R P	M.TECH (CHEM)	35	MGR CCU	11/12/84	11	3,33,491	NOT APPLICABLE	
827	SESHADRI K V	BE (CHEM)	44	CH OPS MANAGER (SP)	12/12/90	20	3,15,053	TEAM LEADER - OPER ENGR. ARAMCO	10 YEARS 4 MTHS
828	*GARG A M	BA MSW/PM & IR LABOUR RELATIONS	37	DY. MGR. STAFF	31/12/90	5	35,331	NOT APPLICABLE	
829	CHIBBER S K	BA, M PM&IR	38	SR IR MANAGER (R)	11/02/91	15	3,51,675	DY. MANAGER PERSONNEL UTI	7 YEARS 8 MTHS
830	SARKAR R.N.	NON-MATRIC	56	SR MAINT MGR (SP)	20/08/55	41	4,07,011	NOT APPLICABLE	
831	*PARTHASARATHY NCS	B.E. (CHEM.)	34	DY. MGR. PROJ. TECH.	08/06/92	4	41,778	NOT APPLICABLE	
832	NAIR S K	SEC SCHOOL CERT INTER SCIENCE BE MECHANICAL	48	MGR ATT TO MAINT (M&C)	12/04/76	24	3,56,315	PLANNING ENGR. FIT TIGHTS NUTS AND BOLTS	2 YEARS 9 MTHS
833	MAJUMDAR A K	DME, DIP MATS MGMT.	46	SR SAFETY MANAGER	24/05/76	20	3,92,037	NOT APPLICABLE	
834	SEQUEIRA E C	FY ARTS TEACHERS DIPL	57	MANAGER STAFF	16/07/76	26	3,13,024	SECRETARY BHAVANA CHEM. LTD.	6 YEARS 2 MTHS
835	GOKHALE A V	INT SC	55	CH PROD DESP MGR	24/09/62	34	3,96,723	NOT APPLICABLE	
836	RATHOD S C	INTER SCIENCE	54	MGR BLENDING&MOVEMENTS	24/09/62	34	3,50,891	NOT APPLICABLE	
837	SARNOBAT S	L M E	42	SR OFFICE ENGG MANAGER	27/12/76	20	4,01,059	NOT APPLICABLE	
838	SALVI R G	D M E	48	DY MGR SAFETY	03/01/77	26	3,09,104	SR. MECH. DRAFTSMAN ENDESCO PVT. LTD	2 YEARS 9 MTHS
839	KOHLI N S	DIP IN INDUST'S SAFETY B SC D M E	57	MANAGER ON DEPUTATION BHARAT SHELL	03/01/77	31	3,45,852	SR. MECH. DRAFTSMAN ENDESCO PVT. LTD.	5 YEARS
840	NAGARAJAN T R	D M E	49	SHIFT SUPDT	15/05/85	24	3,19,184	OPERATOR RIYADH OIL REFINERY RIYADH SAUDI ARABIA	3 YEARS
841	RAI G P	BOILER PROF CER AMIE B TECH (CHEM) PH D	49	SR MGR TECH DEVELOPMENT	10/01/77	29	3,90,084	ENGINEERING ASSOCIATES DEPT. OF CHEM. ENCG SUNY BUFFALO USA	4 YEARS 5 MTHS
842	POCHA C M	S S C (TECH) L M E	47	SR PACKED PRODUCTS MANAGER	17/01/77	23	3,48,181	MAINT. SUPERVISOR SWADESHI MILLS LTD. KURLA	1 YEAR 8 MTHS
843	MADHUSUDANAN P	B COM	37	DY MANAGER MATERIALS PROCUREMENT	18/09/79	17	3,15,545	NOT APPLICABLE	
844	PURAO P B	DME, DEE	51	SR E.R. MANAGER	27/01/77	27	3,98,461	MAINT. FOREMAN KAMANI METAL WORKS	7 YEARS 3 MTHS
845	NATH R K	S S C, LME	47	SR MGR PLANTS INSPECTION	01/02/77	24	3,73,408	MAINT FOREMAN PLANT INSPECTOR HERDILLIA CHEMICAL LTD.	3 YEARS 6 MTHS
846	RAORANE M R	M SC	39	SR OPS OFFICER (LPG)	12/02/79	17	3,18,610	NOT APPLICABLE	
847	KARTHIKEYAN P S	B.TECH (CHEM), DIP IN FORTRAN PROGRAMMING	48	SP.DUTY REPTO GMIC. A.)	02/02/77	25	3,98,189	SHIFT ENGR TRAINEE PLASTIC RESINS & CHEMICALS	5 YEARS 5 MTHS
848	MASUREKAR V V	B SC, NCTVT	43	SR.MAINT OFFICER INS MATS./SD/STOCK ITEMS	17/12/73	20	3,02,356	NOT APPLICABLE	
849	*COLTINHO L	S S C DIP RADIO SERV ELEC/WIRE CERT	58	DY MGR MAINT INSTR (SHOPS/OFFSITES)	21/01/63	35	1,90,746	RADIO MECHANIC INDIAN NAVAL DOCKYARD BOMBAY	2 YEARS 6 MTHS
850	CHANDRASEKHARAN V J	BE (ELECTRONIC) MSC (ENCG)	50	SR TRG & DEV MANAGER	21/06/85	26	3,61,592	SR. MGMT. ANALYST INDIAN INSTITUTE OF PUBL NEW DELHI	8 YEARS 8 MTHS
851	NAIK G R	S S C DIP (MECH D MAN)	46	DY. MGR. MECH (E&C)	01/03/77	24	3,34,803	SR. MECH. DRAFTSMAN ENDESCO PVT. LTD.	1 YEAR
852	SHARMA M P	B A DME BOILER PROF CERT	41	DY MGR. (B&M)	01/07/85	20	3,01,916	SHIFT ENGR PAMWI SPEC TISSUE PAPERS SOLEN	3 YEARS
853	PANJABI M D	1ST YEAR SC	53	DY MGR MAINT INSTR (NEW PLANTS)	04/01/65	31	3,70,928	NOT APPLICABLE	
854	KHANDARE S P	B TECH (CHEM)	44	GEN MANAGER (OPS)	01/09/77	19	3,95,382	NOT APPLICABLE	
855	GHALSASI R R	B E (MECH)	32	MANAGER (PROJECT CELL)	03/07/85	11	3,02,207	NOT APPLICABLE	
856	GANGAN V V	B COM, ICWA	41	MGR FINANCE SYSTEM (CS&S)	25/10/77	19	3,27,777	ACCOUNTS CLERK ELEGANT INDUSTRIES	5 MTHS
857	SALVI A K	D M E DIP MGT MGMT D B M	44	SR MGR DESIGN & DRAWING	01/12/77	22	3,31,237	DRAFTSMAN MECHANICAL FCI BOMBAY 74	4 YEARS 5 MTHS
858	PATRE R H	B COM	40	DY MANAGER TASK FORCE (QM)	19/12/77	19	3,41,326	ACCOUNTS ASSISTANCE CLARION ADD. SERVICES. LT BOMBAY	1 YEARS 5 MTHS
859	DESHAPANDE C S	DIP H.M.C.T B-K RECEPTION REST COUNTER	44	MANAGER CANTEENS (R)	16/01/78	26	3,40,832	SCIENTIFIC ASSISTANT BARC	7 YEARS



Bharat Petroleum Corporation Limited

	NAME	QUALIFICATION	AGE	DESIGNATION/ NATURE OF DUTIES	DATE OF CO- MMENCEMENT OF EMPLOYMENT	TOTAL NO. OF YRS. EXPRNC	REMU- NERA- TION	PARTICULARS OF LAST EMPLOYMENT	PERIOD YEARS/ MTHS
860	FERNANDES T M	S S C	53	SR MANAGER LPG BULK BIT HANDLING	24/09/62	34	3,64,453	NOT APPLICABLE	
861	*DHOND V H	S S C, RADIO SER	57	SR MAINT MGR INSTR	29/06/59	37	4,29,845	NOT APPLICABLE	
862	SHENOY B G	AMIE (MECH) DOM DBIM, BOILER PROFY ENGG	46	SR MGR ON DEPUTATION	19/06/78	27	3,63,331	IPCL OPERATOR MADRAS LTD	7 MTHS
863	EASWARAN PADMINI	B A	40	MANAGER (STAFF REFINERY)	16/08/78	20	3,02,669	TRADE WINGS LIMITED SR. STENOGRAPHER	2 YEARS 8 MTHS
864	LAL TARSEM	BE (CHEM)	49	CHIEF P&P MANAGER	09/02/79	27	3,74,661	SCIENTIST NATIONAL PHYSICAL LAB. JR. SCIENTIFIC OFFICER	9 YEARS 3 MTHS
865	MANDAL B	BE (CHEM)	40	DGM (PROCESS)	12/02/79	17	3,95,382	NOT APPLICABLE	
866	RAI P R	B A DIP IN MATS MGMT	40	DY MGR CONTRACTS PROJ CELL	16/04/79	17	3,31,546	NOT APPLICABLE	
867	SAWANT P R	B SC (HON)	39	DY MGR W/H PLNG/HSE KEEPING	16/04/79	17	3,38,458	NOT APPLICABLE	
868	GUPTA A K	BE (MECH) MFM	40	SHIFT SUPDT	16/08/79	17	3,59,613	NOT APPLICABLE	
869	MODI R K	B TECH (CHEM)	41	CH. QUALITY CONTROL MGR.	21/08/79	17	3,63,365	GRADUATE TRAINEE APPREN. BPCL REFINERY	1 YEAR 1 MTH
870	SANCHES C R	S S C	51	MANAGER INPLANT TRAINING	24/09/62	34	3,68,340	NOT APPLICABLE	
871	VED B M	B TECH (CHEM)	41	SR PROCESS TECH MGR	05/09/79	18	3,88,434	SCIENTIFIC OFFICER HEAVY WATER PROJECTS	1 YEAR
872	KUMARA SWAMY P	B E (MECH)	39	SR MAINT MGR SERVICE S	08/10/79	17	3,41,939	NOT APPLICABLE	
873	MURALI N	B E (MECH)	38	MANAGER MECH (E&C) CCU COMPL	09/10/85	15	3,46,153	ASST. ENGR. MACHINE SHOP SIMSON & CO. LTD.	5 YEARS 2 MTHS
874	GAJARE S P	B COM	41	DY MANAGER (CONT & PURCHASE (ESTATES)	20/02/80	20	3,04,842	MADRAS 600002 REVENUE INSP ADDL COLLECTOR ENC BOMBAY	3 YEARS 1 MTH
875	PATEL D C	B E (MECH)	47	SR MGR INSP TANKAGE OFFSITE PR	16/10/85	20	3,33,633	ASSISTANT PLANT ENGR. RCF	8 YEARS
876	DAGAONKAR K K	BE (MECH)	43	MANAGER OFFICE ENGG	01/04/80	16	3,26,593	NOT APPLICABLE	
877	DATTA B K	B E (CHEM)	39	DGM, TECH, SERV. & QM	01/04/80	16	3,49,114	GRADUATE APP. TRAINEE BHARAT PETROLEUM CORPN.	7 MTHS
878	RAMACHANDRAN G	B E (ELECT) DIP COMP MGMT	40	MGR PROCESS OPTIMIZATION	01/04/80	16	3,01,423	NOT APPLICABLE	
879	NAIK V G	B A	52	DY. MGR VIGILANCE REFINERY	21/04/80	27	3,05,410	SEC/TRANSPORT OFFICER WYMAN GORDON FORGE KUDAL	1 YEAR 3 MTHS
880	GOEL A K	B TECH (MECH) B O E	35	MGR MAINT ROTARY EQUIP	25/10/85	14	3,75,288	MAINT. ENGR. MODI CARPETS LTD. RAIBARELI 229001	4 YEARS
881	SHARMA R K	NCVT (ELEC) BSC (INSTR) B SC D M I T	41	MANAGER MAINT INSTR	28/04/80	18	3,20,178	ASST. SYSTEMS ENGR. TAYLOR INSTR. CO. LTD.	1 YEAR 1 MTH
882	KARUPPASAMY A	BE (ELECTRONICS) AMIE MAM	34	MGR INSTR PROJ CELL	28/10/85	10	3,10,572	NOT APPLICABLE	
883	HERWADKAR V N	BE (ELECT)	35	MGR ELECT E&C	28/10/85	10	3,19,405	NOT APPLICABLE	
884	SHUKLA N	BE (ELECT)	31	DY MANAGER MIS S/D PLNG	28/10/85	10	3,03,386	NOT APPLICABLE	
885	KURA V V	B TECH (MECH)	37	DY MANAGER INSPECTION	29/10/85	10	3,01,377	NOT APPLICABLE	
886	SRIVASTAVA P L	B E (MECH) B O E	46	SR MAINT MANAGER PLANNING	05/11/85	24	3,54,257	ASST. PLANT NEGR. FCI GORAKHPUR (UP)	6 YEARS 7 MTHS
887	*RAVINDRAN C	BE (MECH)	41	MGR MONITORING E&C	07/11/85	17	3,47,139	MAINT. ENGR. DODSAL PVT. LTD.	6 YEARS 6 MTHS

Note :

1.
 - a. All the employees marked with asterisk are employed for part of the year 1995-96 as either they retired/resigned or otherwise seperated during the year.
 - b. The remuneration shown includes apart from regular salary, company's contribution to Provident & Pension Funds wherever applicable, the encashment of Leave due and Leave Fare Assistance paid during the year of seperation, which are considered to work out the rate of remuneration in the aggregate per month.
2. There is no employee who is in receipt of remuneration in excess of that drawn by MD/Wholtime Director/Manager and holds not less than 2% of the Equity Shares of the Company.
3. Nature of service in all cases was contractual
4. None of the aforementioned employees is related to a Director.

"NOT APPLICABLE" indicates BPCL as first employment.





For you , forever