

General information about company	
Scrip code	500547
NSE Symbol	BPCL
MSEI Symbol	NOTLISTED
ISIN	INE029A01011
Name of the company	BHARAT PETROLEUM CORPORATION LTD
Whether company is SME	No
Class of Security	Equity Shares
Type of report	Quarterly
Quarter Ended / Half year ended/Date of Report (For Prelisting / Allotment)	31-03-2026
Date of allotment / extinguishment (in case Capital Restructuring selected) / Listing Date	
Shareholding pattern filed under	Regulation 31 (1) (b)
Whether the listed entity is Public Sector Undertaking (PSU)?	Yes

Declaration					
Sr. No.	Particular	Yes/No	Promoter and Promoter Group	Public shareholder	Non Promoter- Non Public
1	Whether the Listed Entity has issued any partly paid up shares?	No	No	No	No
2	Whether the Listed Entity has issued any Convertible Securities ?	No	No	No	No
3	Whether the Listed Entity has issued any Warrants ?	No	No	No	No
4	Whether Listed Entity has granted any ESOPs, which are outstanding?	No	No	No	No
5	Whether the Listed Entity has any shares against which depository receipts are issued?	No	No	No	No
6	Whether the Listed Entity has any shares in locked-in?	No	No	No	No
7	Whether any shares held by promoters are encumbered under "Pledged"?	No	No		
8	Whether any shares held by promoters are encumbered under "Non-Disposal Undertaking"?	No	No		
9	Whether any shares held by promoters are encumbered, other than by way of Pledge or NDU, if any?	No	No		
10	Whether company has equity shares with differential voting rights?	No	No	No	No
11	Whether the listed entity has any significant beneficial owner?	No			

Table VI - Statement showing foreign ownership limits

Particular	Approved limits (%)	Limits utilized (%)
As on shareholding date	49	19.69
As on the end of previous 1st quarter	49	18.46
As on the end of previous 2nd quarter	49	16.65
As on the end of previous 3rd quarter	49	15.58
As on the end of previous 4th quarter	49	14.72

Table I - Summary Statement holding of specified securities

Category (I)	Category of shareholder (II)	Nos. Of shareholders (III)	No. of fully paid up equity shares held (IV)	No. Of Partly paid-up equity shares held (V)	No. Of shares underlying Depository Receipts (VI)	Total nos. shares held (VII) = (IV)+(V)+(VI)	Shareholding as a % of total no. of shares (calculated as per SCRR, 1957) (VIII) As a % of (A+B+C2)	Number of Voting Rights held in each class of securities (IX)			No. Of Shares Underlying Outstanding convertible securities (XA)	No. of Shares Underlying Outstanding Warrants (XB)	No. Of Outstanding ESOP Granted (XC)	No. of Shares Underlying Outstanding convertible securities, No. of Warrants and ESOP etc. (X) = (XA+XB+XC)	Total No. of shares on fully diluted basis (including warrants, ESOP, Convertible Securities etc.) (XI)= (VII+X)	
								No of Voting (XIV) Rights								Total as a % of (A+B+C)
								Class eg:X	Class eg:Y	Total						
(A)	Promoter & Promoter Group	1	2298367184			2298367184	52.98	2298367184		2298367184	52.98				2298367184	
(B)	Public	1033056	2040138304			2040138304	47.02	2040138304		2040138304	47.02				2040138304	
(C)	Non Promoter-Non Public															
(C1)	Shares underlying DRs															
(C2)	Shares held by Employee Trusts															
	Total	1033057	4338505488			4338505488	100	4338505488		4338505488	100				4338505488	

Table I - Summary Statement holding of specified securities

Category (I)	Category of shareholder (II)	Shareholding, as a % assuming full conversion of convertible securities (as a percentage of diluted share capital) (XII) = (VII)+(X) As a % of (A+B+C2)	Number of Locked in shares (XIII)		Number of Shares pledged (XIV)		Non-Disposal Undertaking (XV)		Other encumbrances, if any (XVI)		Total Number of Shares encumbered (XVII) = (XIV+XV+XVI)		Number of equity shares held in dematerialized form (XVIII)	Sub-categorization of shares		
			No. (a)	As a % of total Shares held (b)	No. (a)	As a % of total Shares held (b)	No. (a)	As a % of total Shares held (b)	No. (a)	As a % of total Shares held (b)	No. (a)	As a % of total Shares held (b)		Sub-category (i)	Sub-category (ii)	Sub-category (iii)
(A)	Promoter & Promoter Group	52.98											2298367184			
(B)	Public	47.02											2019435861	0	0	0
(C)	Non Promoter-Non Public															
(C1)	Shares underlying DRs															
(C2)	Shares held by Employee Trusts															
	Total	100											4317803045	0	0	0

Table II - Statement showing shareholding pattern of the Promoter and Promoter Group

Sr. No.	Category & Name of the Shareholders (I)	Nos. Of shareholders (III)	No. of fully paid up equity shares held (IV)	No. Of Partly paid-up equity shares held (V)	No. Of shares underlying Depository Receipts (VI)	Total nos. shares held (VII) = (IV)+(V)+(VI)	Shareholding as a % of total no. of shares (calculated as per SCRR, 1957) (VIII) As a % of (A+B+C2)	Number of Voting Rights held in each class of securities (IX)			No. Of Shares Underlying Outstanding convertible securities (XA)	No. of Shares Underlying Outstanding Warrants (XB)	No. Of Outstanding ESOP Granted (XC)	No. of Shares Underlying Outstanding convertible securities, No. of Warrants and ESOP etc. (X) = (XA+XB+XC)	Total No. of shares on fully diluted basis (including warrants, ESOP, Convertible Securities etc.) (XI) = (VII+X)	
								No of Voting (XIV) Rights								Total as a % of Total Voting rights
								Class eg: X	Class eg:Y	Total						
A	Table II - Statement showing shareholding pattern of the Promoter and Promoter Group															
(1)	Indian															
(b)	Central Government/ State Government(s)	1	2298367184			2298367184	52.98	2298367184		2298367184	52.98				2298367184	
Sub-Total (A)(1)		1	2298367184			2298367184	52.98	2298367184		2298367184	52.98				2298367184	
(2)	Foreign															
Total Shareholding of Promoter and Promoter Group (A)= (A)(1)+(A)(2)		1	2298367184			2298367184	52.98	2298367184		2298367184	52.98				2298367184	
B	Table III - Statement showing shareholding pattern of the Public shareholder															
(1)	Institutions (Domestic)															
(a)	Mutual Funds	41	353074846			353074846	8.14	353074846		353074846	8.14				353074846	
(b)	Venture Capital Funds	0	0			0	0	0		0	0				0	
(c)	Alternate Investment Funds	10	1473005			1473005	0.03	1473005		1473005	0.03				1473005	
(d)	Banks	8	1475609			1475609	0.03	1475609		1475609	0.03				1475609	
(e)	Insurance Companies	30	357085793			357085793	8.23	357085793		357085793	8.23				357085793	
(f)	Provident Funds/ Pension Funds	1	87057306			87057306	2.01	87057306		87057306	2.01				87057306	
(g)	Asset reconstruction companies	0	0			0	0	0		0	0				0	
(h)	Sovereign Wealth Funds	0	0			0	0	0		0	0				0	
(i)	NBFCs registered with RBI	5	43065			43065	0	43065		43065	0				43065	

(j)	Other Financial Institutions	1	3555516			3555516	0.08	3555516		3555516	0.08				3555516
Sub-Total (B)(1)		96	803765140			803765140	18.53	803765140		803765140	18.53				803765140
(2)	Institutions (Foreign)														
(a)	Foreign Direct Investment	0	0			0	0	0		0	0				0
(b)	Foreign Venture Capital Investors	0	0			0	0	0		0	0				0
(c)	Sovereign Wealth Funds	0	0			0	0	0		0	0				0
(d)	Foreign Portfolio Investors Category I	832	811444319			811444319	18.7	811444319		811444319	18.7				811444319
(e)	Foreign Portfolio Investors Category II	58	37930083			37930083	0.87	37930083		37930083	0.87				37930083
(f)	Overseas Depositories (holding DRs) (balancing figure)	0	0			0	0	0		0	0				0
(g)	Any Other (specify)	1	5592			5592	0	5592		5592	0				5592
Sub-Total (B)(2)		891	849379994			849379994	19.58	849379994		849379994	19.58				849379994
(3)	Central Government / State Government(s)														
(a)	Central Government / President of India	0	0			0	0	0		0	0				0
(b)	State Government / Governor	1	18666666			18666666	0.43	18666666		18666666	0.43				18666666
(c)	Shareholding by Companies or Bodies Corporate where Central / State Government is a promoter	4	29948			29948	0	29948		29948	0				29948
Sub-Total (B)(3)		5	18696614			18696614	0.43	18696614		18696614	0.43				18696614
(4)	Non-institutions														
(a)	Associate companies / Subsidiaries	0	0			0	0	0		0	0				0
	Directors and their relatives (excluding														

(b)	independent directors and nominee directors)	4	38150			38150	0	38150		38150	0				38150
(c)	Key Managerial Personnel	1	528			528	0	528		528	0				528
(d)	Relatives of promoters (other than 'immediate relatives' of promoters disclosed under 'Promoter and Promoter Group' category)	0	0			0	0	0		0	0				0
(e)	Trusts where any person belonging to 'Promoter and Promoter Group' category is 'trustee', 'beneficiary', or 'author of the trust'	0	0			0	0	0		0	0				0
(f)	Investor Education and Protection Fund (IEPF)	1	381462			381462	0.01	381462		381462	0.01				381462
(g)	Resident Individuals holding nominal share capital up to Rs. 2 lakhs	1005867	219266984			219266984	5.05	219266984		219266984	5.05				219266984
(h)	Resident Individuals holding nominal share capital in excess of Rs. 2 lakhs	588	30035911			30035911	0.69	30035911		30035911	0.69				30035911
(i)	Non Resident Indians (NRIs)	13752	10024026			10024026	0.23	10024026		10024026	0.23				10024026
(j)	Foreign Nationals	1	130			130	0	130		130	0				130
(k)	Foreign Companies	0	0			0	0	0		0	0				0
(l)	Bodies Corporate	2270	13908539			13908539	0.32	13908539		13908539	0.32				13908539
(m)	Any Other (specify)	9580	94640826			94640826	2.18	94640826		94640826	2.18				94640826
	Sub-Total (B)(4)	1032064	368296556			368296556	8.49	368296556		368296556	8.49				368296556

Total Public Shareholding (B)=(B)(1)+(B)(2)+(B)(3)+(B)(4)		1033056	2040138304			2040138304	47.02	2040138304	2040138304	47.02					2040138304
C	Table IV - Statement showing shareholding pattern of the Non Promoter- Non Public shareholder														
Total (A+B+C2)		1033057	4338505488			4338505488	100	4338505488	4338505488	100					4338505488
Total (A+B+C)		1033057	4338505488			4338505488	100	4338505488	4338505488	100					4338505488

Table II - Statement showing shareholding pattern of the Promoter and Promoter Group

Sr. No.	Category & Name of the Shareholders (I)	Shareholding, as a % assuming full conversion of convertible securities (as a percentage of diluted share capital) (XII) = (VII)+(X) As a % of (A+B+C2)	Number of Locked in shares (XIII)		Number of Shares pledged (XIV)		Non-Disposal Undertaking (XV)		Other encumbrances, if any (XVI)		Total Number of Shares encumbered (XVII) = (XIV+XV+XVI)		Number of equity shares held in dematerialized form (XVIII)	Sub-categorization of shares		
			No. (a)	As a % of total Shares held (b)	No. (a)	As a % of total Shares held (b)	No. (a)	As a % of total Shares held (b)	No. (a)	As a % of total Shares held (b)	No. (a)	As a % of total Shares held (b)		Sub-category (i)	Sub-category (ii)	Sub-category (iii)
A	Table II - Statement showing shareholding pattern of the Promoter and Promoter Group															
(1)	Indian															
(b)	Central Government/ State Government(s)	52.98											2298367184			
Sub-Total (A)(1)		52.98											2298367184			
(2)	Foreign															
Total Shareholding of Promoter and Promoter Group (A) = (A)(1)+(A)(2)		52.98											2298367184			
B	Table III - Statement showing shareholding pattern of the Public shareholder															
(1)	Institutions (Domestic)															
(a)	Mutual Funds	8.14											353074846	0	0	0
(b)	Venture Capital Funds	0											0	0	0	0
(c)	Alternate Investment Funds	0.03											1473005	0	0	0
(d)	Banks	0.03											1475609	0	0	0
(e)	Insurance Companies	8.23											357085793	0	0	0
(f)	Provident Funds/ Pension Funds	2.01											87057306	0	0	0
(g)	Asset reconstruction companies	0											0	0	0	0
	Sovereign															

(h)	Wealth Funds	0													0	0	0	0
(i)	NBFCs registered with RBI	0													43065	0	0	0
(j)	Other Financial Institutions	0.08													3555516	0	0	0
Sub-Total (B)(1)		18.53													803765140	0	0	0
(2)	Institutions (Foreign)																	
(a)	Foreign Direct Investment	0													0	0	0	0
(b)	Foreign Venture Capital Investors	0													0	0	0	0
(c)	Sovereign Wealth Funds	0													0	0	0	0
(d)	Foreign Portfolio Investors Category I	18.7													811444319	0	0	0
(e)	Foreign Portfolio Investors Category II	0.87													37930083	0	0	0
(f)	Overseas Depositories (holding DRs) (balancing figure)	0													0	0	0	0
(g)	Any Other (specify)	0													5592	0	0	0
Sub-Total (B)(2)		19.58													849379994	0	0	0
(3)	Central Government / State Government(s)																	
(a)	Central Government / President of India	0													0	0	0	0
(b)	State Government / Governor	0.43													0	0	0	0
(c)	Shareholding by Companies or Bodies Corporate where Central / State Government is a promoter	0													29948	0	0	0
Sub-Total (B)(3)		0.43													29948	0	0	0
(4)	Non-institutions																	

(a)	Associate companies / Subsidiaries	0											0	0	0	0
(b)	Directors and their relatives (excluding independent directors and nominee directors)	0											38150	0	0	0
(c)	Key Managerial Personnel	0											528	0	0	0
(d)	Relatives of promoters (other than 'immediate relatives' of promoters disclosed under 'Promoter and Promoter Group' category)	0											0	0	0	0
(e)	Trusts where any person belonging to 'Promoter and Promoter Group' category is 'trustee', 'beneficiary', or 'author of the trust'	0											0	0	0	0
(f)	Investor Education and Protection Fund (IEPF)	0.01											381462	0	0	0
(g)	Resident Individuals holding nominal share capital up to Rs. 2 lakhs	5.05											217469254	0	0	0
(h)	Resident Individuals holding nominal share capital in excess of Rs. 2 lakhs	0.69											29916957	0	0	0
(i)	Non Resident Indians (NRIs)	0.23											9929154	0	0	0
(j)	Foreign Nationals	0											130	0	0	0
(k)	Foreign Companies	0											0	0	0	0
(l)	Bodies	0.32											13884318	0	0	0

	Corporate																
(m)	Any Other (specify)	2.18											94640826	0	0	0	
Sub-Total (B)(4)		8.49											366260779	0	0	0	
Total Public Shareholding (B)=(B)(1)+(B)(2)+(B)(3)+(B)(4)		47.02											2019435861	0	0	0	
C	Table IV - Statement showing shareholding pattern of the Non Promoter- Non Public shareholder																
Total (A+B+C2)		100											4317803045				
Total (A+B+C)		100											4317803045				
Disclosure of notes on shareholding pattern																Textual Information(1)	

Text Block

Textual Information(1)

Since the bonus shares cannot be allotted to the shareholders holding shares in physical form as per the SEBI (Issue of Capital and Disclosure Requirements) Regulations, 2018, their shares are parked in the company's escrow account. Accordingly, their original holding is in their respective name/category and the bonus shares are shown in Any Other Non - Institution (Unclaimed or Suspense or Escrow Account) category in the Sr. no 4(m). View of the above, the Government of Kerala's shareholding is reflected as 18,666,666 shares, with the remaining 18,666,666 shares classified under the Any Other Non - Institution (Unclaimed or Suspense or Escrow Account) category. A similar bifurcation has been carried out for other shareholders as well. Further, the no. of folios has been grouped as per PAN under all the respective categories.

Central Government/ State Government(s)		
Sr. No.	1	
Name of the Shareholders (I)	PRESIDENT OF INDIA	Click here to go back
PAN (II)		Total
No. of fully paid up equity shares held (IV)	2298367184	2298367184
Total nos. shares held (VII) = (IV)+ (V)+ (VI)	2298367184	2298367184
Shareholding as a % of total no. of shares (calculated as per SCRR, 1957) (VIII) As a % of (A+B+C2)	52.98	52.98
Number of Voting Rights held in each class of securities (IX)		
Class eg:X	2298367184	2298367184
Total	2298367184	2298367184
Total as a % of Total Voting rights	52.98	52.98
Total No. of shares on fully diluted basis (including warrants and Convertible Securities etc.) (XI)=(VII+X)	2298367184	2298367184
Shareholding , as a % assuming full conversion of convertible securities (as a percentage of diluted share capital) (XII)= (VII)+(X) As a % of (A+B+C2)	52.98	52.98
Number of equity shares held in dematerialized form (XVIII)	2298367184	2298367184
Reason for not providing PAN		
Reason for not providing PAN	Textual Information(1)	
Shareholder type	Promoter	

Text Block

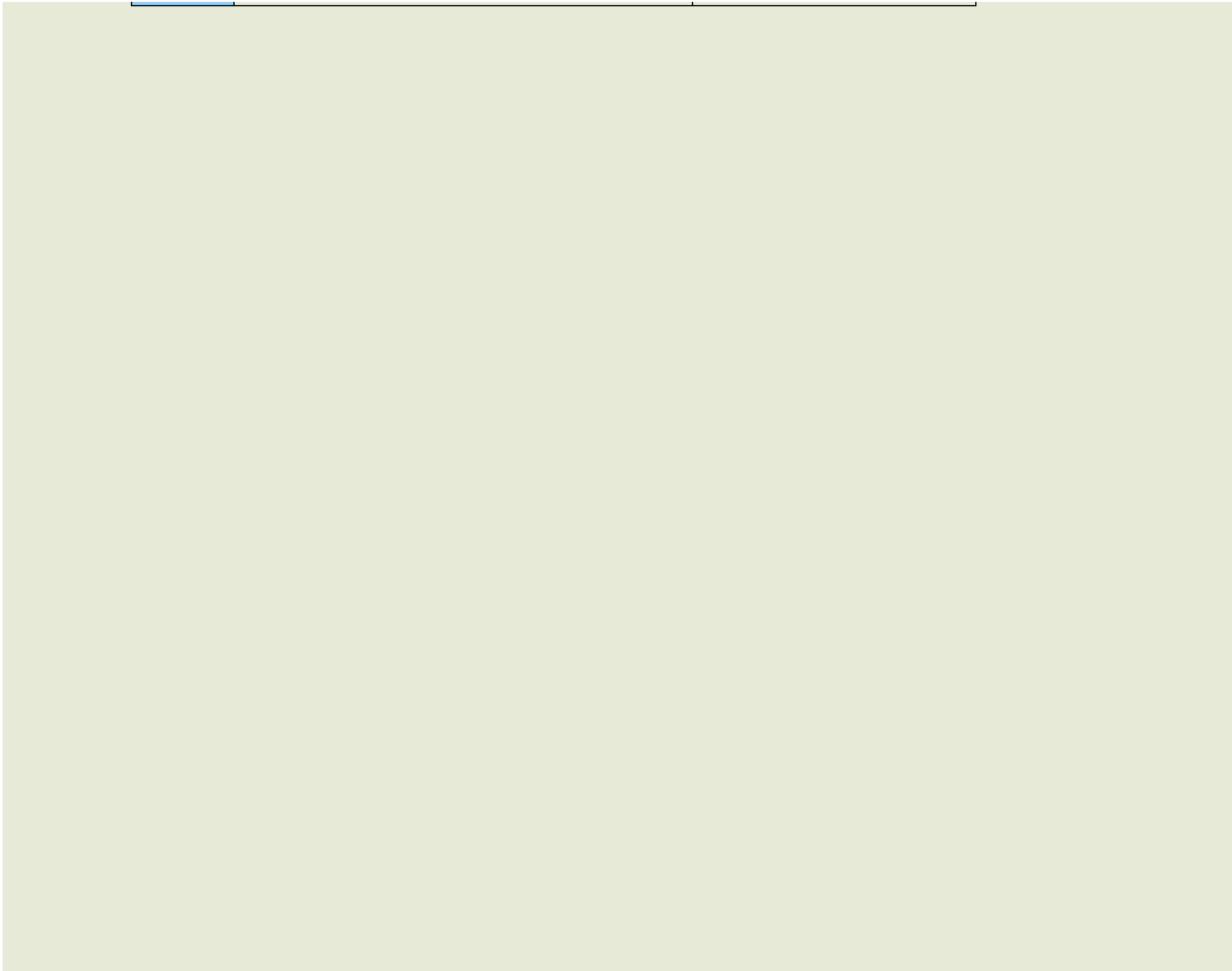
Textual Information(1)

PAN of the President of India is confidential

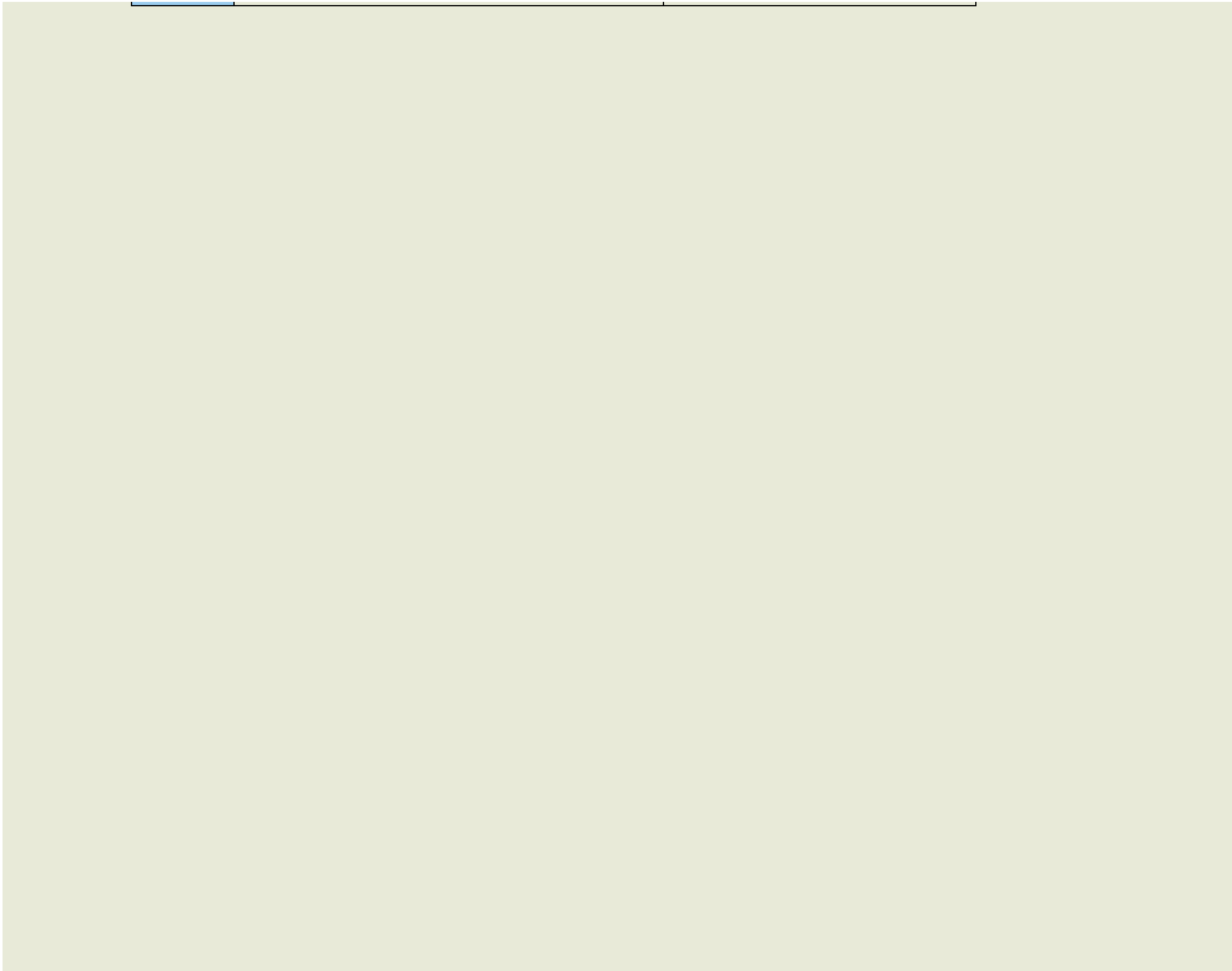
Mutual Funds			
Sr. No.	1	2	
Name of the Shareholders (I)	ICICI PRUDENTIAL MUTUAL FUND - ICICI PRUDENTIAL NI	KOTAK MAHINDRA TRUSTEE CO LTD A/C KOTAK BSE PSU IN	Click here to go back
PAN (II)	AAAAI0038F	AAATK4475F	Total
No. of fully paid up equity shares held (IV)	79444069	55793941	135238010
Total nos. shares held (VII) = (IV)+ (V)+ (VI)	79444069	55793941	135238010
Shareholding as a % of total no. of shares (calculated as per SCRR, 1957) (VIII) As a % of (A+B+C2)	1.83	1.29	3.12
Number of Voting Rights held in each class of securities (IX)			
Class eg: X	79444069	55793941	135238010
Total	79444069	55793941	135238010
Total as a % of Total Voting rights	1.83	1.29	3.12
Total No. of shares on fully diluted basis (including warrants, ESOP, Convertible Securities etc.) (XI)=(VII+X)	79444069	55793941	135238010
Shareholding , as a % assuming full conversion of convertible securities (as a percentage of diluted share capital) (XII)= (VII)+(X) As a % of (A+B+C2)	1.83	1.29	3.12
Number of equity shares held in dematerialized form (XIV)	79444069	55793941	135238010
Reason for not providing PAN			
Reason for not providing PAN			
Sub-categorization of shares			
Shareholding (No. of shares) under			
Sub-category (i)	0	0	0
Sub-category (ii)	0	0	0

Sub-category (iii)	0	0
--------------------	---	---

Foreign Portfolio Investors Category I		
Sr. No.	1	
Name of the Shareholders (I)	GOVERNMENT OF SINGAPORE	Click here to go back
PAN (II)	AAAJG0594R	Total
No. of fully paid up equity shares held (IV)	64095371	64095371
Total nos. shares held (VII) = (IV)+ (V)+ (VI)	64095371	64095371
Shareholding as a % of total no. of shares (calculated as per SCRR, 1957) (VIII) As a % of (A+B+C2)	1.48	1.48
Number of Voting Rights held in each class of securities (IX)		
Class eg: X	64095371	64095371
Total	64095371	64095371
Total as a % of Total Voting rights	1.48	1.48
Total No. of shares on fully diluted basis (including warrants, ESOP, Convertible Securities etc.) (XI)=(VII+X)	64095371	64095371
Shareholding , as a % assuming full conversion of convertible securities (as a percentage of diluted share capital) (XII)= (VII)+(X) As a % of (A+B+C2)	1.48	1.48
Number of equity shares held in dematerialized form (XIV)	64095371	64095371
Reason for not providing PAN		
Reason for not providing PAN		
Sub-categorization of shares		
Shareholding (No. of shares) under		
Sub-category (i)	0	0
Sub-category (ii)	0	0
Sub-category (iii)	0	0



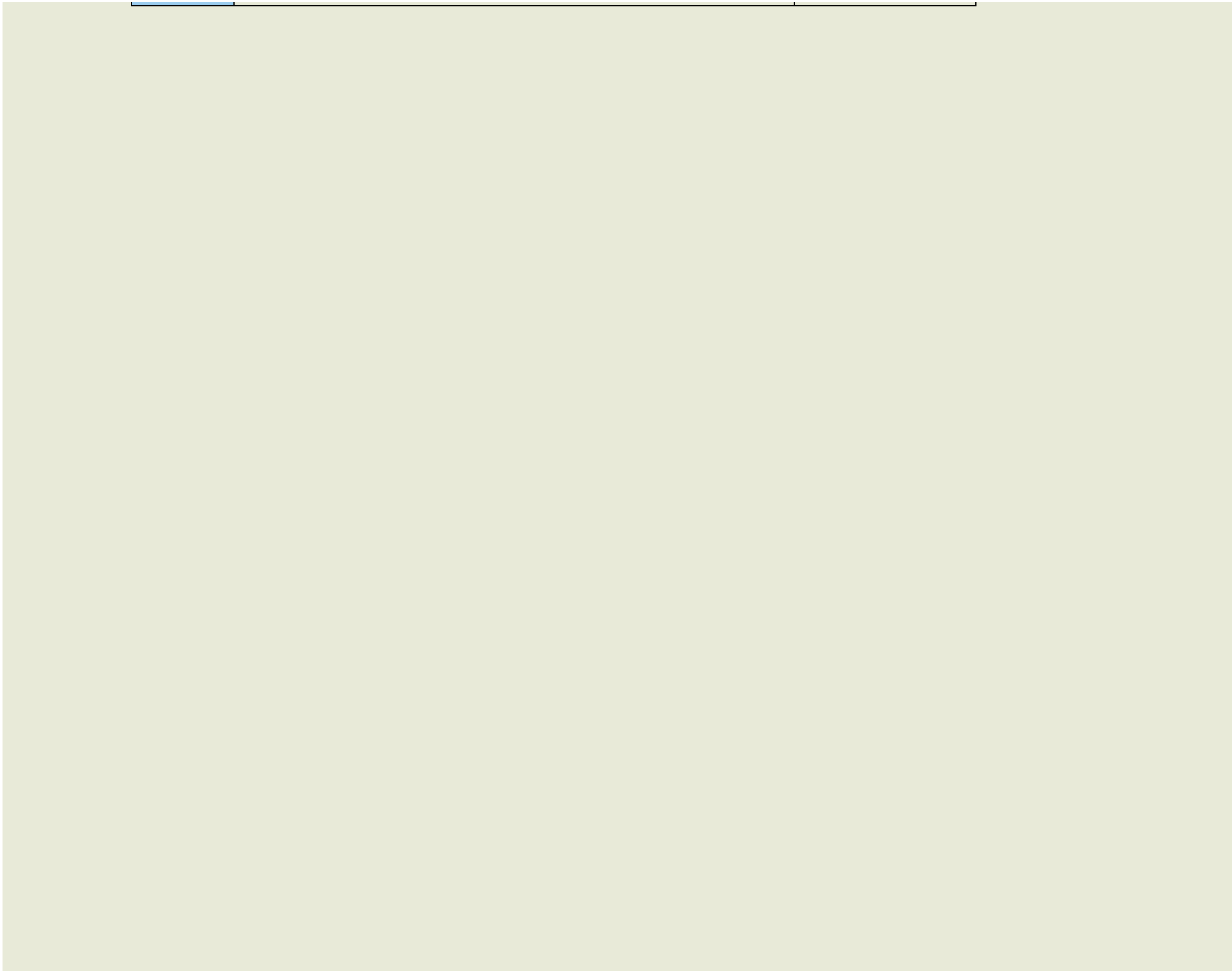
Insurance Companies		
Sr. No.	1	
Name of the Shareholders (I)	LICI ULIP-GROWTH FUND	Click here to go back
PAN (II)	AAACL0582H	Total
No. of fully paid up equity shares held (IV)	294175227	294175227
Total nos. shares held (VII) = (IV)+ (V)+ (VI)	294175227	294175227
Shareholding as a % of total no. of shares (calculated as per SCRR, 1957) (VIII) As a % of (A+B+C2)	6.78	6.78
Number of Voting Rights held in each class of securities (IX)		
Class eg: X	294175227	294175227
Total	294175227	294175227
Total as a % of Total Voting rights	6.78	6.78
Total No. of shares on fully diluted basis (including warrants, ESOP, Convertible Securities etc.) (XI)=(VII+X)	294175227	294175227
Shareholding , as a % assuming full conversion of convertible securities (as a percentage of diluted share capital) (XII)= (VII)+(X) As a % of (A+B+C2)	6.78	6.78
Number of equity shares held in dematerialized form (XIV)	294175227	294175227
Reason for not providing PAN		
Reason for not providing PAN		
Sub-categorization of shares		
Shareholding (No. of shares) under		
Sub-category (i)	0	0
Sub-category (ii)	0	0
Sub-category (iii)	0	0



Any Other (specify)		
Sr. No.	1	
Category	Other	
Category / More than 1 percentage	Category	Click here to go back
Name of the Shareholders (I)	THE HONGKONG AND SHANGHAI BANKING CORP.LTD.	
PAN (II)		Total
No. of the Shareholders (I)	1	1
No. of fully paid up equity shares held (IV)	5592	5592
Total nos. shares held (VII) = (IV)+ (V)+ (VI)	5592	5592
Shareholding as a % of total no. of shares (calculated as per SCRR, 1957) (VIII) As a % of (A+B+C2)	0	0
Number of Voting Rights held in each class of securities (IX)		
Class eg: X	5592	5592
Total	5592	5592
Total as a % of Total Voting rights	0	0
Total No. of shares on fully diluted basis (including warrants, ESOP, Convertible Securities etc.) (XI)=(VII+X)	5592	5592
Shareholding , as a % assuming full conversion of convertible securities (as a percentage of diluted share capital) (XII)= (VII)+(X) As a % of (A+B+C2)	0	0
Number of equity shares held in dematerialized form (XIV)	5592	5592
Reason for not providing PAN		
Reason for not providing PAN		

Sub-categorization of shares		
Shareholding (No. of shares) under		
Sub-category (i)	0	0
Sub-category (ii)	0	0
Sub-category (iii)	0	0

Provident Funds/ Pension Funds		
Sr. No.	1	
Name of the Shareholders (I)	NPS TRUST A/C UTI PENSION FUND LIMITED-SCHEME CENT	Click here to go back
PAN (II)	AABTN0648L	Total
No. of fully paid up equity shares held (IV)	87057306	87057306
Total nos. shares held (VII) = (IV)+ (V)+ (VI)	87057306	87057306
Shareholding as a % of total no. of shares (calculated as per SCRR, 1957) (VIII) As a % of (A+B+C2)	2.01	2.01
Number of Voting Rights held in each class of securities (IX)		
Class eg: X	87057306	87057306
Total	87057306	87057306
Total as a % of Total Voting rights	2.01	2.01
Total No. of shares on fully diluted basis (including warrants, ESOP, Convertible Securities etc.) (XI)=(VII+X)	87057306	87057306
Shareholding , as a % assuming full conversion of convertible securities (as a percentage of diluted share capital) (XII)= (VII)+(X) As a % of (A+B+C2)	2.01	2.01
Number of equity shares held in dematerialized form (XIV)	87057306	87057306
Reason for not providing PAN		
Reason for not providing PAN		
Sub-categorization of shares		
Shareholding (No. of shares) under		
Sub-category (i)	0	0
Sub-category (ii)	0	0
Sub-category (iii)	0	0



Any Other (specify)						
Sr. No.	1	2	3	4	5	
Category	Clearing Members	Unclaimed or Suspense or Escrow Account	HUF	Trusts	Trusts	
Category / More than 1 percentage	Category	Category	Category	Category	More than 1 percentage of shareholding	
Name of the Shareholders (I)					TERESA RAJU NAIDU	Click here to go back
PAN (II)					AABTB1753C	Total
No. of the Shareholders (I)	11	1	9513	55	1	9580
No. of fully paid up equity shares held (IV)	685370	20581491	6789916	66584049	65920614	94640826
Total nos. shares held (VII) = (IV)+ (V)+ (VI)	685370	20581491	6789916	66584049	65920614	94640826
Shareholding as a % of total no. of shares (calculated as per SCRR, 1957) (VIII) As a % of (A+B+C2)	0.02	0.47	0.16	1.53	1.52	2.18
Number of Voting Rights held in each class of securities (IX)						
Class eg: X	685370	20581491	6789916	66584049	65920614	94640826
Total	685370	20581491	6789916	66584049	65920614	94640826
Total as a % of Total Voting rights	0.02	0.47	0.16	1.53	1.52	2.18
Total No. of shares on fully diluted basis (including warrants, ESOP, Convertible Securities etc.) (XI)=(VII+X)	685370	20581491	6789916	66584049	65920614	94640826
Shareholding , as a % assuming full conversion of convertible securities (as a percentage of diluted share capital) (XII)=(VII)+(X) As a % of (A+B+C2)	0.02	0.47	0.16	1.53	1.52	2.18
Number of equity shares held in dematerialized form (XIV)	685370	20581491	6789916	66584049	65920614	94640826
Reason for not providing PAN						
Reason for not providing PAN						

Sub-categorization of shares						
Shareholding (No. of shares) under						
Sub-category (i)	0	0	0	0	0	0
Sub-category (ii)	0	0	0	0	0	0
Sub-category (iii)	0	0	0	0	0	0

Details of Shares which remain unclaimed for Public				
Sr. No.	Number of shareholders	Outstanding shares held in demat or unclaimed suspense account	voting rights which are frozen	Disclosure of notes on shares which remain unclaimed for public shareholders
1	9796	20581491	20581491	Textual Information(1)
2	4	1143	1143	Textual Information(2)

Text Block	
Textual Information(1)	Escrow Account (Bonus Shares)
Textual Information(2)	Escrow Account

