

| General information about company  |                                  |
|--|----------------------------------|
| Scrip code   | 500547                           |
| NSE Symbol   | BPCL                             |
| MSEI Symbol  | NOTLISTED                        |
| ISIN   | INE029A01011                     |
| Name of the company  | BHARAT PETROLEUM CORPORATION LTD |
| Whether company is SME   | No                               |
| Class of Security  | Equity Shares                    |
| Type of report   | Quarterly                        |
| Quarter Ended / Half year ended/Date of Report (For Prelisting / Allotment)                | 31-12-2025                       |
| Date of allotment / extinguishment (in case Capital Restructuring selected) / Listing Date |                                  |
| Shareholding pattern filed under   | Regulation 31 (1) (b)            |
| Whether the listed entity is Public Sector Undertaking (PSU)?                              | Yes                              |

| Declaration |  |        |                             |                    |                          |
|-------------|--|--------|-----------------------------|--------------------|--------------------------|
| Sr. No.     | Particular   | Yes/No | Promoter and Promoter Group | Public shareholder | Non Promoter- Non Public |
| 1           | Whether the Listed Entity has issued any partly paid up shares?                                  | No     | No                          | No                 | No                       |
| 2           | Whether the Listed Entity has issued any Convertible Securities ?                                | No     | No                          | No                 | No                       |
| 3           | Whether the Listed Entity has issued any Warrants ?  | No     | No                          | No                 | No                       |
| 4           | Whether Listed Entity has granted any ESOPs, which are outstanding?                              | No     | No                          | No                 | No                       |
| 5           | Whether the Listed Entity has any shares against which depository receipts are issued?           | No     | No                          | No                 | No                       |
| 6           | Whether the Listed Entity has any shares in locked-in?   | No     | No                          | No                 | No                       |
| 7           | Whether any shares held by promoters are encumbered under "Pledged"?                             | No     | No                          |                    |                          |
| 8           | Whether any shares held by promoters are encumbered under "Non-Disposal Undertaking"?            | No     | No                          |                    |                          |
| 9           | Whether any shares held by promoters are encumbered, other than by way of Pledge or NDU, if any? | No     | No                          |                    |                          |
| 10          | Whether company has equity shares with differential voting rights?                               | No     | No                          | No                 | No                       |
| 11          | Whether the listed entity has any significant beneficial owner?                                  | No     |                             |                    |                          |

| Table VI - Statement showing foreign ownership limits |                     |                     |
|---|---------------------|---------------------|
| Particular  | Approved limits (%) | Limits utilized (%) |
| As on shareholding date                               | 49                  | 18.46               |
| As on the end of previous 1st quarter                 | 49                  | 16.65               |
| As on the end of previous 2nd quarter                 | 49                  | 15.58               |
| As on the end of previous 3rd quarter                 | 49                  | 14.72               |
| As on the end of previous 4th quarter                 | 49                  | 14.84               |

**Table I - Summary Statement holding of specified securities**

| Category<br>(I) | Category<br>of<br>shareholder<br>(II)   | Nos. Of<br>shareholders<br>(III) | No. of fully<br>paid up<br>equity<br>shares held<br>(IV) | No.<br>Of<br>Partly<br>paid-up<br>equity<br>shares<br>held<br>(V) | No. Of<br>shares<br>underlying<br>Depository<br>Receipts<br>(VI) | Total nos.<br>shares held<br>(VII) =<br>(IV)+(V)+<br>(VI) | Shareholding<br>as a % of<br>total no. of<br>shares<br>(calculated<br>as per<br>SCRR,<br>1957) (VIII)<br>As a % of<br>(A+B+C2) | Number of Voting Rights held in each class<br>of securities (IX) |               |            |                               | No. Of<br>Shares<br>Underlying<br>Outstanding<br>convertible<br>securities<br>(XA) | No. of<br>Shares<br>Underlying<br>Outstanding<br>Warrants<br>(XB) | No. Of<br>Outstanding<br>ESOP<br>Granted<br>(XC) | No. of Shares<br>Underlying<br>Outstanding<br>convertible<br>securities, No.<br>of Warrants<br>and ESOP etc.<br>(X) =<br>(XA+XB+XC) | Total No. of<br>shares on<br>fully diluted<br>basis<br>(including<br>warrants,<br>ESOP,<br>Convertible<br>Securities<br>etc.) (XI)=<br>(VII+X) |
|-----------------|---|----------------------------------|--|---|--|---|--|--|---------------|------------|-------------------------------|--|---|--|---|--|
|                 |   |                                  |  |   |  |   |  | No of Voting (XIV) Rights  |               |            | Total as<br>a % of<br>(A+B+C) |  |   |  |   |  |
|                 |   |                                  |  |   |  |   |  | Class eg:X   | Class<br>eg:Y | Total      |                               |  |   |  |   |  |
| (A)             | Promoter<br>&<br>Promoter<br>Group      | 1                                | 2298367184   |   |  | 2298367184  | 52.98  | 2298367184   |               | 2298367184 | 52.98                         |  |   |  |   | 2298367184   |
| (B)             | Public                                  | 987766                           | 2040138304   |   |  | 2040138304  | 47.02  | 2040138304   |               | 2040138304 | 47.02                         |  |   |  |   | 2040138304   |
| (C)             | Non<br>Promoter-<br>Non Public          |                                  |  |   |  |   |  |  |               |            |                               |  |   |  |   |  |
| (C1)            | Shares<br>underlying<br>DRs             |                                  |  |   |  |   |  |  |               |            |                               |  |   |  |   |  |
| (C2)            | Shares held<br>by<br>Employee<br>Trusts |                                  |  |   |  |   |  |  |               |            |                               |  |   |  |   |  |
|                 | Total                                   | 987767                           | 4338505488   |   |  | 4338505488  | 100  | 4338505488   |               | 4338505488 | 100                           |  |   |  |   | 4338505488   |

**Table I - Summary Statement holding of specified securities**

| Category (I) | Category of shareholder (II)   | Shareholding, as a % assuming full conversion of convertible securities (as a percentage of diluted share capital) (XII) = (VII)+(X) As a % of (A+B+C2) | Number of Locked in shares (XIII) |                                 | Number of Shares pledged (XIV) |                                 | Non-Disposal Undertaking (XV) |                                 | Other encumbrances, if any (XVI) |                                 | Total Number of Shares encumbered (XVII) = (XIV+XV+XVI) |                                 | Number of equity shares held in dematerialized form (XVIII) | Sub-categorization of shares |                   |                    |
|--------------|--------------------------------|---|-----------------------------------|---------------------------------|--------------------------------|---------------------------------|-------------------------------|---------------------------------|----------------------------------|---------------------------------|---|---------------------------------|---|------------------------------|-------------------|--------------------|
|              |                                |   | No. (a)                           | As a % of total Shares held (b) | No. (a)                        | As a % of total Shares held (b) | No. (a)                       | As a % of total Shares held (b) | No. (a)                          | As a % of total Shares held (b) | No. (a)   | As a % of total Shares held (b) |   | Sub-category (i)             | Sub-category (ii) | Sub-category (iii) |
| (A)          | Promoter & Promoter Group      | 52.98   |                                   |                                 |                                |                                 |                               |                                 |                                  |                                 |   |                                 | 2298367184  |                              |                   |                    |
| (B)          | Public                         | 47.02   |                                   |                                 |                                |                                 |                               |                                 |                                  |                                 |   |                                 | 2019426164  | 0                            | 0                 | 0                  |
| (C)          | Non Promoter-Non Public        |   |                                   |                                 |                                |                                 |                               |                                 |                                  |                                 |   |                                 |   |                              |                   |                    |
| (C1)         | Shares underlying DRs          |   |                                   |                                 |                                |                                 |                               |                                 |                                  |                                 |   |                                 |   |                              |                   |                    |
| (C2)         | Shares held by Employee Trusts |   |                                   |                                 |                                |                                 |                               |                                 |                                  |                                 |   |                                 |   |                              |                   |                    |
|              | Total                          | 100   |                                   |                                 |                                |                                 |                               |                                 |                                  |                                 |   |                                 | 4317793348  | 0                            | 0                 | 0                  |

**Table II - Statement showing shareholding pattern of the Promoter and Promoter Group**

| Sr. No.  | Category & Name of the Shareholders (I)  | Nos. Of shareholders (III) | No. of fully paid up equity shares held (IV) | No. Of Partly paid-up equity shares held (V) | No. Of shares underlying Depository Receipts (VI) | Total nos. shares held (VII) = (IV)+(V)+(VI) | Shareholding as a % of total no. of shares (calculated as per SCRR, 1957) (VIII) As a % of (A+B+C2) | Number of Voting Rights held in each class of securities (IX) |            |            |                                     | No. Of Shares Underlying Outstanding convertible securities (XA) | No. of Shares Underlying Outstanding Warrants (XB) | No. Of Outstanding ESOP Granted (XC) | No. of Shares Underlying Outstanding convertible securities, No. of Warrants and ESOP etc. (X) = (XA+XB+XC) | Total No. of shares on fully diluted basis (including warrants, ESOP, Convertible Securities etc.) (XI)= (VII+X) |
|--|--|----------------------------|--|--|---|--|---|---|------------|------------|-------------------------------------|--|--|--------------------------------------|---|--|
|  |  |                            |  |  |   |  |   | No of Voting (XIV) Rights                                     |            |            | Total as a % of Total Voting rights |  |  |                                      |   |  |
|  |  |                            |  |  |   |  |   | Class eg: X   | Class eg:Y | Total      |                                     |  |  |                                      |   |  |
| A  | Table II - Statement showing shareholding pattern of the Promoter and Promoter Group |                            |  |  |   |  |   |   |            |            |                                     |  |  |                                      |   |  |
| (1)  | Indian   |                            |  |  |   |  |   |   |            |            |                                     |  |  |                                      |   |  |
| (b)  | Central Government/ State Government(s)  | 1                          | 2298367184                                   |  |   | 2298367184                                   | 52.98   | 2298367184  |            | 2298367184 | 52.98                               |  |  |                                      |   | 2298367184   |
| Sub-Total (A)(1)   |  | 1                          | 2298367184                                   |  |   | 2298367184                                   | 52.98   | 2298367184  |            | 2298367184 | 52.98                               |  |  |                                      |   | 2298367184   |
| (2)  | Foreign  |                            |  |  |   |  |   |   |            |            |                                     |  |  |                                      |   |  |
| Total Shareholding of Promoter and Promoter Group (A)= (A)(1)+(A)(2) |  | 1                          | 2298367184                                   |  |   | 2298367184                                   | 52.98   | 2298367184  |            | 2298367184 | 52.98                               |  |  |                                      |   | 2298367184   |
| B  | Table III - Statement showing shareholding pattern of the Public shareholder         |                            |  |  |   |  |   |   |            |            |                                     |  |  |                                      |   |  |
| (1)  | Institutions (Domestic)  |                            |  |  |   |  |   |   |            |            |                                     |  |  |                                      |   |  |
| (a)  | Mutual Funds   | 38                         | 406804647                                    |  |   | 406804647                                    | 9.38  | 406804647   |            | 406804647  | 9.38                                |  |  |                                      |   | 406804647  |
| (b)  | Venture Capital Funds  | 0                          | 0  |  |   | 0  | 0   | 0   |            | 0          | 0                                   |  |  |                                      |   | 0  |
| (c)  | Alternate Investment Funds   | 11                         | 1262725                                      |  |   | 1262725                                      | 0.03  | 1262725   |            | 1262725    | 0.03                                |  |  |                                      |   | 1262725  |
| (d)  | Banks  | 9                          | 1042315                                      |  |   | 1042315                                      | 0.02  | 1042315   |            | 1042315    | 0.02                                |  |  |                                      |   | 1042315  |
| (e)  | Insurance Companies  | 30                         | 355003386                                    |  |   | 355003386                                    | 8.18  | 355003386   |            | 355003386  | 8.18                                |  |  |                                      |   | 355003386  |
| (f)  | Provident Funds/ Pension Funds   | 1                          | 81076773                                     |  |   | 81076773                                     | 1.87  | 81076773  |            | 81076773   | 1.87                                |  |  |                                      |   | 81076773   |
| (g)  | Asset reconstruction companies   | 0                          | 0  |  |   | 0  | 0   | 0   |            | 0          | 0                                   |  |  |                                      |   | 0  |
| (h)  | Sovereign Wealth Funds   | 0                          | 0  |  |   | 0  | 0   | 0   |            | 0          | 0                                   |  |  |                                      |   | 0  |
| (i)  | NBFCs registered with RBI  | 5                          | 14794  |  |   | 14794  | 0   | 14794   |            | 14794      | 0                                   |  |  |                                      |   | 14794  |
|  |  |                            |  |  |   |  |   |   |            |            |                                     |  |  |                                      |   |  |

|                  |  |     |           |  |  |           |       |           |  |           |       |  |  |  |           |
|------------------|--|-----|-----------|--|--|-----------|-------|-----------|--|-----------|-------|--|--|--|-----------|
| (j)              | Other Financial Institutions   | 1   | 3555516   |  |  | 3555516   | 0.08  | 3555516   |  | 3555516   | 0.08  |  |  |  | 3555516   |
| (k)              | Any Other (specify)  | 0   | 0         |  |  | 0         | 0     | 0         |  | 0         | 0     |  |  |  | 0         |
| Sub-Total (B)(1) |  | 95  | 848760156 |  |  | 848760156 | 19.56 | 848760156 |  | 848760156 | 19.56 |  |  |  | 848760156 |
| (2)              | Institutions (Foreign)   |     |           |  |  |           |       |           |  |           |       |  |  |  |           |
| (a)              | Foreign Direct Investment  | 0   | 0         |  |  | 0         | 0     | 0         |  | 0         | 0     |  |  |  | 0         |
| (b)              | Foreign Venture Capital Investors  | 0   | 0         |  |  | 0         | 0     | 0         |  | 0         | 0     |  |  |  | 0         |
| (c)              | Sovereign Wealth Funds   | 0   | 0         |  |  | 0         | 0     | 0         |  | 0         | 0     |  |  |  | 0         |
| (d)              | Foreign Portfolio Investors Category I   | 825 | 777745425 |  |  | 777745425 | 17.93 | 777745425 |  | 777745425 | 17.93 |  |  |  | 777745425 |
| (e)              | Foreign Portfolio Investors Category II  | 55  | 23082694  |  |  | 23082694  | 0.53  | 23082694  |  | 23082694  | 0.53  |  |  |  | 23082694  |
| (f)              | Overseas Depositories (holding DRs) (balancing figure)                                       | 0   | 0         |  |  | 0         | 0     | 0         |  | 0         | 0     |  |  |  | 0         |
| (g)              | Any Other (specify)  | 1   | 5592      |  |  | 5592      | 0     | 5592      |  | 5592      | 0     |  |  |  | 5592      |
| Sub-Total (B)(2) |  | 881 | 800833711 |  |  | 800833711 | 18.46 | 800833711 |  | 800833711 | 18.46 |  |  |  | 800833711 |
| (3)              | Central Government / State Government(s)   |     |           |  |  |           |       |           |  |           |       |  |  |  |           |
| (a)              | Central Government / President of India  | 0   | 0         |  |  | 0         | 0     | 0         |  | 0         | 0     |  |  |  | 0         |
| (b)              | State Government / Governor  | 1   | 18666666  |  |  | 18666666  | 0.43  | 18666666  |  | 18666666  | 0.43  |  |  |  | 18666666  |
| (c)              | Shareholding by Companies or Bodies Corporate where Central / State Government is a promoter | 4   | 29948     |  |  | 29948     | 0     | 29948     |  | 29948     | 0     |  |  |  | 29948     |
| Sub-Total (B)(3) |  | 5   | 18696614  |  |  | 18696614  | 0.43  | 18696614  |  | 18696614  | 0.43  |  |  |  | 18696614  |
| (4)              | Non-institutions   |     |           |  |  |           |       |           |  |           |       |  |  |  |           |
| (a)              | Associate companies / Subsidiaries   | 0   | 0         |  |  | 0         | 0     | 0         |  | 0         | 0     |  |  |  | 0         |

|     |   |        |           |  |  |           |      |           |  |           |      |  |  |  |  |           |
|-----|---|--------|-----------|--|--|-----------|------|-----------|--|-----------|------|--|--|--|--|-----------|
| (b) | Directors and their relatives (excluding independent directors and nominee directors)   | 4      | 38150     |  |  | 38150     | 0    | 38150     |  | 38150     | 0    |  |  |  |  | 38150     |
| (c) | Key Managerial Personnel  | 1      | 528       |  |  | 528       | 0    | 528       |  | 528       | 0    |  |  |  |  | 528       |
| (d) | Relatives of promoters (other than 'immediate relatives' of promoters disclosed under 'Promoter and Promoter Group' category)     | 0      | 0         |  |  | 0         | 0    | 0         |  | 0         | 0    |  |  |  |  | 0         |
| (e) | Trusts where any person belonging to 'Promoter and Promoter Group' category is 'trustee', 'beneficiary', or 'author of the trust' | 0      | 0         |  |  | 0         | 0    | 0         |  | 0         | 0    |  |  |  |  | 0         |
| (f) | Investor Education and Protection Fund (IEPF)   | 1      | 387466    |  |  | 387466    | 0.01 | 387466    |  | 387466    | 0.01 |  |  |  |  | 387466    |
| (g) | Resident Individuals holding nominal share capital up to Rs. 2 lakhs  | 961547 | 216010887 |  |  | 216010887 | 4.98 | 216010887 |  | 216010887 | 4.98 |  |  |  |  | 216010887 |
| (h) | Resident Individuals holding nominal share capital in excess of Rs. 2 lakhs   | 601    | 36385467  |  |  | 36385467  | 0.84 | 36385467  |  | 36385467  | 0.84 |  |  |  |  | 36385467  |
| (i) | Non Resident Indians (NRIs)   | 12954  | 9823342   |  |  | 9823342   | 0.23 | 9823342   |  | 9823342   | 0.23 |  |  |  |  | 9823342   |
| (j) | Foreign Nationals   | 1      | 130       |  |  | 130       | 0    | 130       |  | 130       | 0    |  |  |  |  | 130       |
| (k) | Foreign Companies   | 0      | 0         |  |  | 0         | 0    | 0         |  | 0         | 0    |  |  |  |  | 0         |
| (l) | Bodies Corporate  | 2313   | 14670681  |  |  | 14670681  | 0.34 | 14670681  |  | 14670681  | 0.34 |  |  |  |  | 14670681  |
| (m) | Any Other (specify)   | 9363   | 94531172  |  |  | 94531172  | 2.18 | 94531172  |  | 94531172  | 2.18 |  |  |  |  | 94531172  |



|   |   |        |            |  |  |            |       |            |  |            |       |  |  |  |  |            |
|---|---|--------|------------|--|--|------------|-------|------------|--|------------|-------|--|--|--|--|------------|
| Sub-Total<br>(B)(4)   |   | 986785 | 371847823  |  |  | 371847823  | 8.57  | 371847823  |  | 371847823  | 8.57  |  |  |  |  | 371847823  |
| Total Public<br>Shareholding<br>(B)=(B)(1)+<br>(B)(2)+(B)<br>(3)+(B)(4) |   | 987766 | 2040138304 |  |  | 2040138304 | 47.02 | 2040138304 |  | 2040138304 | 47.02 |  |  |  |  | 2040138304 |
| C   | Table IV - Statement showing shareholding pattern of the Non Promoter- Non Public shareholder |        |            |  |  |            |       |            |  |            |       |  |  |  |  |            |
| Total (<br>A+B+C2 )   |   | 987767 | 4338505488 |  |  | 4338505488 | 100   | 4338505488 |  | 4338505488 | 100   |  |  |  |  | 4338505488 |
| Total<br>(A+B+C )   |   | 987767 | 4338505488 |  |  | 4338505488 | 100   | 4338505488 |  | 4338505488 | 100   |  |  |  |  | 4338505488 |

| Table II - Statement showing shareholding pattern of the Promoter and Promoter Group |  |  |                                   |                                 |                                |                                 |                               |                                 |                                  |                                 |   |                                 |   |                              |                   |                    |
|--|--|--|-----------------------------------|---------------------------------|--------------------------------|---------------------------------|-------------------------------|---------------------------------|----------------------------------|---------------------------------|---|---------------------------------|---|------------------------------|-------------------|--------------------|
| Sr. No.  | Category & Name of the Shareholders (I)  | Shareholding , as a % assuming full conversion of convertible securities ( as a percentage of diluted share capital) (XII)= (VII)+(X) As a % of (A+B+C2) | Number of Locked in shares (XIII) |                                 | Number of Shares pledged (XIV) |                                 | Non-Disposal Undertaking (XV) |                                 | Other encumbrances, if any (XVI) |                                 | Total Number of Shares encumbered (XVII) = (XIV+XV+XVI) |                                 | Number of equity shares held in dematerialized form (XVIII) | Sub-categorization of shares |                   |                    |
|  |  |  | No. (a)                           | As a % of total Shares held (b) | No. (a)                        | As a % of total Shares held (b) | No. (a)                       | As a % of total Shares held (b) | No. (a)                          | As a % of total Shares held (b) | No. (a)   | As a % of total Shares held (b) |   | Sub-category (i)             | Sub-category (ii) | Sub-category (iii) |
| A  | Table II - Statement showing shareholding pattern of the Promoter and Promoter Group |  |                                   |                                 |                                |                                 |                               |                                 |                                  |                                 |   |                                 |   |                              |                   |                    |
| (1)  | Indian   |  |                                   |                                 |                                |                                 |                               |                                 |                                  |                                 |   |                                 |   |                              |                   |                    |
| (b)  | Central Government/ State Government(s)  | 52.98  |                                   |                                 |                                |                                 |                               |                                 |                                  |                                 |   |                                 | 2298367184  |                              |                   |                    |
| Sub-Total (A)(1)   |  | 52.98  |                                   |                                 |                                |                                 |                               |                                 |                                  |                                 |   |                                 | 2298367184  |                              |                   |                    |
| (2)  | Foreign  |  |                                   |                                 |                                |                                 |                               |                                 |                                  |                                 |   |                                 |   |                              |                   |                    |
| Total Shareholding of Promoter and Promoter Group (A)= (A)(1)+(A)(2)                 |  | 52.98  |                                   |                                 |                                |                                 |                               |                                 |                                  |                                 |   |                                 | 2298367184  |                              |                   |                    |
| B  | Table III - Statement showing shareholding pattern of the Public shareholder         |  |                                   |                                 |                                |                                 |                               |                                 |                                  |                                 |   |                                 |   |                              |                   |                    |
| (1)  | Institutions (Domestic)  |  |                                   |                                 |                                |                                 |                               |                                 |                                  |                                 |   |                                 |   |                              |                   |                    |
| (a)  | Mutual Funds   | 9.38   |                                   |                                 |                                |                                 |                               |                                 |                                  |                                 |   |                                 | 406804647   | 0                            | 0                 | 0                  |
| (b)  | Venture Capital Funds  | 0  |                                   |                                 |                                |                                 |                               |                                 |                                  |                                 |   |                                 | 0   | 0                            | 0                 | 0                  |
| (c)  | Alternate Investment Funds   | 0.03   |                                   |                                 |                                |                                 |                               |                                 |                                  |                                 |   |                                 | 1262725   | 0                            | 0                 | 0                  |
| (d)  | Banks  | 0.02   |                                   |                                 |                                |                                 |                               |                                 |                                  |                                 |   |                                 | 1042315   | 0                            | 0                 | 0                  |
| (e)  | Insurance Companies  | 8.18   |                                   |                                 |                                |                                 |                               |                                 |                                  |                                 |   |                                 | 355003386   | 0                            | 0                 | 0                  |
| (f)  | Provident Funds/ Pension Funds   | 1.87   |                                   |                                 |                                |                                 |                               |                                 |                                  |                                 |   |                                 | 81076773  | 0                            | 0                 | 0                  |
| (g)  | Asset reconstruction companies   | 0  |                                   |                                 |                                |                                 |                               |                                 |                                  |                                 |   |                                 | 0   | 0                            | 0                 | 0                  |
|  | Sovereign  |  |                                   |                                 |                                |                                 |                               |                                 |                                  |                                 |   |                                 |   |                              |                   |                    |

|                  |  |       |  |  |  |  |  |  |  |  |  |  |           |   |   |   |
|------------------|--|-------|--|--|--|--|--|--|--|--|--|--|-----------|---|---|---|
| (h)              | Wealth Funds   | 0     |  |  |  |  |  |  |  |  |  |  | 0         | 0 | 0 | 0 |
| (i)              | NBFCs registered with RBI  | 0     |  |  |  |  |  |  |  |  |  |  | 14794     | 0 | 0 | 0 |
| (j)              | Other Financial Institutions   | 0.08  |  |  |  |  |  |  |  |  |  |  | 3555516   | 0 | 0 | 0 |
| (k)              | Any Other (specify)  | 0     |  |  |  |  |  |  |  |  |  |  | 0         | 0 | 0 | 0 |
| Sub-Total (B)(1) |  | 19.56 |  |  |  |  |  |  |  |  |  |  | 848760156 | 0 | 0 | 0 |
| (2)              | Institutions (Foreign)   |       |  |  |  |  |  |  |  |  |  |  |           |   |   |   |
| (a)              | Foreign Direct Investment  | 0     |  |  |  |  |  |  |  |  |  |  | 0         | 0 | 0 | 0 |
| (b)              | Foreign Venture Capital Investors  | 0     |  |  |  |  |  |  |  |  |  |  | 0         | 0 | 0 | 0 |
| (c)              | Sovereign Wealth Funds   | 0     |  |  |  |  |  |  |  |  |  |  | 0         | 0 | 0 | 0 |
| (d)              | Foreign Portfolio Investors Category I   | 17.93 |  |  |  |  |  |  |  |  |  |  | 777745425 | 0 | 0 | 0 |
| (e)              | Foreign Portfolio Investors Category II  | 0.53  |  |  |  |  |  |  |  |  |  |  | 23082694  | 0 | 0 | 0 |
| (f)              | Overseas Depositories (holding DRs) (balancing figure)                                       | 0     |  |  |  |  |  |  |  |  |  |  | 0         | 0 | 0 | 0 |
| (g)              | Any Other (specify)  | 0     |  |  |  |  |  |  |  |  |  |  | 5592      | 0 | 0 | 0 |
| Sub-Total (B)(2) |  | 18.46 |  |  |  |  |  |  |  |  |  |  | 800833711 | 0 | 0 | 0 |
| (3)              | Central Government / State Government(s)   |       |  |  |  |  |  |  |  |  |  |  |           |   |   |   |
| (a)              | Central Government / President of India  | 0     |  |  |  |  |  |  |  |  |  |  | 0         | 0 | 0 | 0 |
| (b)              | State Government / Governor  | 0.43  |  |  |  |  |  |  |  |  |  |  | 0         | 0 | 0 | 0 |
| (c)              | Shareholding by Companies or Bodies Corporate where Central / State Government is a promoter | 0     |  |  |  |  |  |  |  |  |  |  | 29948     | 0 | 0 | 0 |
| Sub-Total (B)(3) |  | 0.43  |  |  |  |  |  |  |  |  |  |  | 29948     | 0 | 0 | 0 |

|     |   |      |  |  |  |  |  |  |  |  |  |  |           |   |   |   |
|-----|---|------|--|--|--|--|--|--|--|--|--|--|-----------|---|---|---|
| (4) | Non-institutions  |      |  |  |  |  |  |  |  |  |  |  |           |   |   |   |
| (a) | Associate companies / Subsidiaries  | 0    |  |  |  |  |  |  |  |  |  |  | 0         | 0 | 0 | 0 |
| (b) | Directors and their relatives (excluding independent directors and nominee directors)   | 0    |  |  |  |  |  |  |  |  |  |  | 38150     | 0 | 0 | 0 |
| (c) | Key Managerial Personnel  | 0    |  |  |  |  |  |  |  |  |  |  | 528       | 0 | 0 | 0 |
| (d) | Relatives of promoters (other than 'immediate relatives' of promoters disclosed under 'Promoter and Promoter Group' category)     | 0    |  |  |  |  |  |  |  |  |  |  | 0         | 0 | 0 | 0 |
| (e) | Trusts where any person belonging to 'Promoter and Promoter Group' category is 'trustee', 'beneficiary', or 'author of the trust' | 0    |  |  |  |  |  |  |  |  |  |  | 0         | 0 | 0 | 0 |
| (f) | Investor Education and Protection Fund (IEPF)   | 0.01 |  |  |  |  |  |  |  |  |  |  | 387466    | 0 | 0 | 0 |
| (g) | Resident Individuals holding nominal share capital up to Rs. 2 lakhs  | 4.98 |  |  |  |  |  |  |  |  |  |  | 214203528 | 0 | 0 | 0 |
| (h) | Resident Individuals holding nominal share capital in excess of Rs. 2 lakhs   | 0.84 |  |  |  |  |  |  |  |  |  |  | 36266513  | 0 | 0 | 0 |
| (i) | Non Resident Indians (NRIs)   | 0.23 |  |  |  |  |  |  |  |  |  |  | 9728402   | 0 | 0 | 0 |
| (j) | Foreign Nationals   | 0    |  |  |  |  |  |  |  |  |  |  | 130       | 0 | 0 | 0 |
| (k) | Foreign Companies   | 0    |  |  |  |  |  |  |  |  |  |  | 0         | 0 | 0 | 0 |

|   |   |       |  |  |  |  |  |  |  |  |  |  |            |   |                        |   |
|---|---|-------|--|--|--|--|--|--|--|--|--|--|------------|---|------------------------|---|
| (l)   | Bodies Corporate  | 0.34  |  |  |  |  |  |  |  |  |  |  | 14646460   | 0 | 0                      | 0 |
| (m)   | Any Other (specify)   | 2.18  |  |  |  |  |  |  |  |  |  |  | 94531172   | 0 | 0                      | 0 |
| Sub-Total (B)(4)  |   | 8.57  |  |  |  |  |  |  |  |  |  |  | 369802349  | 0 | 0                      | 0 |
| Total Public Shareholding (B)=(B)(1)+(B)(2)+(B)(3)+(B)(4) |   | 47.02 |  |  |  |  |  |  |  |  |  |  | 2019426164 | 0 | 0                      | 0 |
| C   | Table IV - Statement showing shareholding pattern of the Non Promoter- Non Public shareholder |       |  |  |  |  |  |  |  |  |  |  |            |   |                        |   |
| Total (A+B+C2 )   |   | 100   |  |  |  |  |  |  |  |  |  |  | 4317793348 |   |                        |   |
| Total (A+B+C )  |   | 100   |  |  |  |  |  |  |  |  |  |  | 4317793348 |   |                        |   |
| Disclosure of notes on shareholding pattern               |   |       |  |  |  |  |  |  |  |  |  |  |            |   | Textual Information(1) |   |

| Text Block             |  |
|------------------------|--|
| Textual Information(1) | <p>During the quarter, the Company changed its Registrar &amp; Share Transfer Agent (RTA) from M/s Data Software Research Co. Pvt. Ltd. to M/s KFin Technologies Limited, with effect from October 10, 2025. Further, as the bonus shares cannot be allotted to the shareholders holding shares in physical form as per the SEBI (Issue of Capital and Disclosure Requirements) Regulations, 2018, their shares is parked in the company's escrow account. Accordingly, their original holding is in their respective name/category and the bonus shares are shown in Any Other Non - Institution (Unclaimed or Suspense or Escrow Account) category in the Sr. no 4(m). View of the above, the Government of Keralas shareholding is reflected as 18,666,666 shares, with the remaining 18,666,666 shares classified under the Any Other Non - Institution (Unclaimed or Suspense or Escrow Account) category. A similar bifurcation has been carried out for other shareholders as well. Further, the no. of folios has been grouped as per PAN under all the respective categories.</p> |

| Central Government/ State Government(s)   |                        |                                       |
|---|------------------------|---------------------------------------|
| Sr. No.   | 1                      |                                       |
| Name of the Shareholders (I)  | PRESIDENT OF INDIA     | <a href="#">Click here to go back</a> |
| PAN (II)  |                        | Total                                 |
| No. of fully paid up equity shares held (IV)  | 2298367184             | 2298367184                            |
| Total nos. shares held (VII) = (IV)+ (V)+ (VI)  | 2298367184             | 2298367184                            |
| Shareholding as a % of total no. of shares (calculated as per SCRR, 1957) (VIII) As a % of (A+B+C2)   | 52.98                  | 52.98                                 |
| Number of Voting Rights held in each class of securities (IX)   |                        |                                       |
| Class eg:X  | 2298367184             | 2298367184                            |
| Total   | 2298367184             | 2298367184                            |
| Total as a % of Total Voting rights   | 52.98                  | 52.98                                 |
| Total No. of shares on fully diluted basis (including warrants and Convertible Securities etc.) (XI)=(VII+X)  | 2298367184             | 2298367184                            |
| Shareholding , as a % assuming full conversion of convertible securities ( as a percentage of diluted share capital) (XII)=(VII)+(X) As a % of (A+B+C2) | 52.98                  | 52.98                                 |
| Number of equity shares held in dematerialized form (XVIII)   | 2298367184             | 2298367184                            |
| Reason for not providing PAN  |                        |                                       |
| Reason for not providing PAN  | Textual Information(1) |                                       |
| Shareholder type  | Promoter               |                                       |

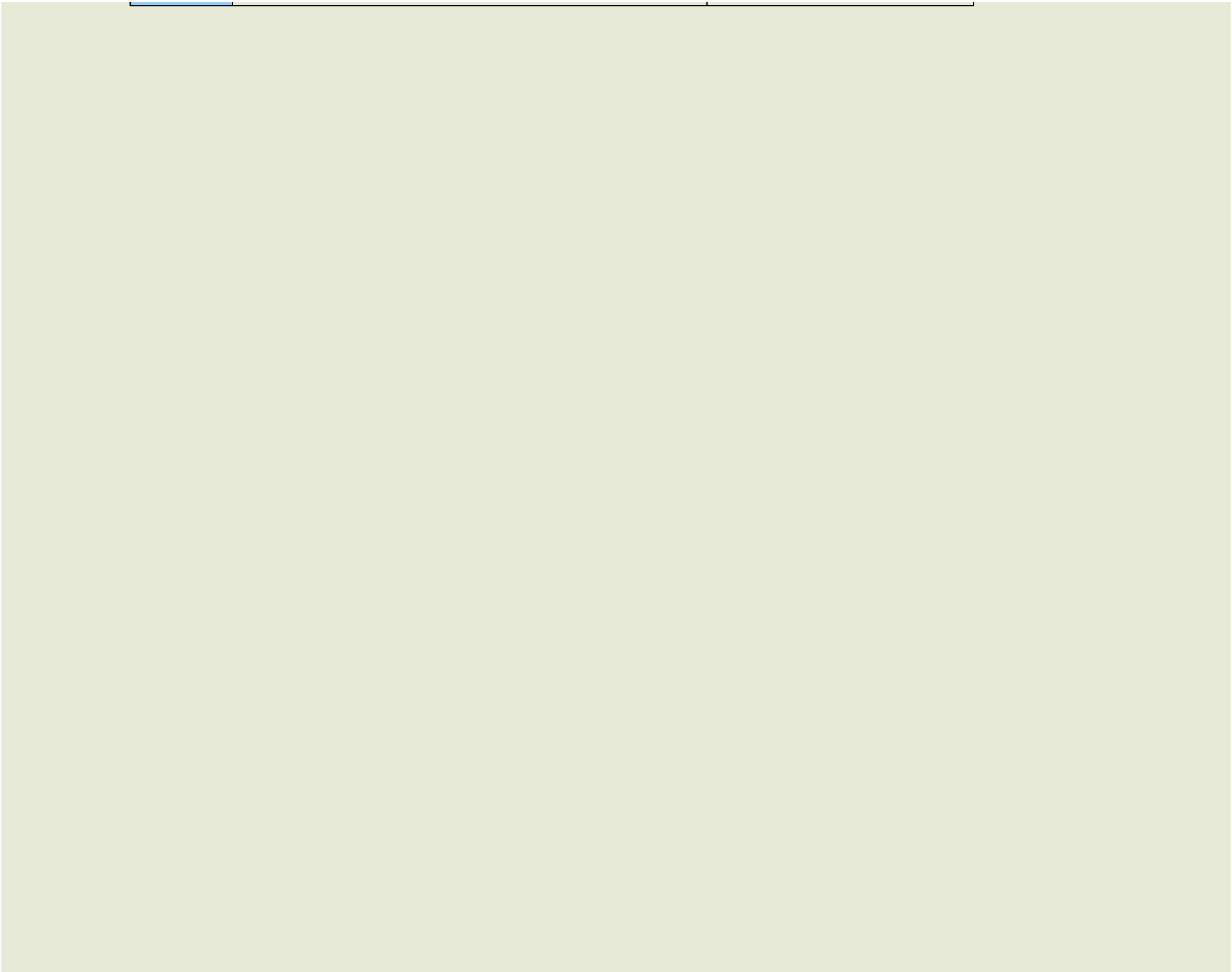
| Text Block             |   |
|------------------------|---|
| Textual Information(1) | PAN of the President of India is confidential |




| Mutual Funds  |                                      |                              |                          |                                       |
|---|--------------------------------------|------------------------------|--------------------------|---------------------------------------|
| Sr. No.   | 1                                    | 2                            | 3                        |                                       |
| Name of the Shareholders (I)  | ICICI PRUDENTIAL NIFTY OIL & GAS ETF | KOTAK AGGRESSIVE HYBRID FUND | SBI NIFTY 500 INDEX FUND | <a href="#">Click here to go back</a> |
| PAN (II)  | AAAAI0038F                           | AAATK4475F                   | AABTS6407Q               | Total                                 |
| No. of fully paid up equity shares held (IV)  | 90117489                             | 52961760                     | 67868298                 | 210947547                             |
| Total nos. shares held (VII) = (IV)+ (V)+ (VI)  | 90117489                             | 52961760                     | 67868298                 | 210947547                             |
| Shareholding as a % of total no. of shares (calculated as per SCRR, 1957) (VIII) As a % of (A+B+C2)   | 2.08                                 | 1.22                         | 1.56                     | 4.86                                  |
| Number of Voting Rights held in each class of securities (IX)   |                                      |                              |                          |                                       |
| Class eg: X   | 90117489                             | 52961760                     | 67868298                 | 210947547                             |
| Total   | 90117489                             | 52961760                     | 67868298                 | 210947547                             |
| Total as a % of Total Voting rights   | 2.08                                 | 1.22                         | 1.56                     | 4.86                                  |
| Total No. of shares on fully diluted basis (including warrants, ESOP, Convertible Securities etc.) (XI)=(VII+X)   | 90117489                             | 52961760                     | 67868298                 | 210947547                             |
| Shareholding , as a % assuming full conversion of convertible securities ( as a percentage of diluted share capital) (XII)=(VII)+(X) As a % of (A+B+C2) | 2.08                                 | 1.22                         | 1.56                     | 4.86                                  |
| Number of equity shares held in dematerialized form (XIV)   | 90117489                             | 52961760                     | 67868298                 | 210947547                             |
| Reason for not providing PAN  |                                      |                              |                          |                                       |
| Reason for not providing PAN  |                                      |                              |                          |                                       |
| Sub-categorization of shares  |                                      |                              |                          |                                       |
| Shareholding (No. of shares) under  |                                      |                              |                          |                                       |
| Sub-category (i)  | 0                                    | 0                            | 0                        | 0                                     |
| Sub-category (ii)   | 0                                    | 0                            | 0                        | 0                                     |

|                    |   |   |   |   |
|--------------------|---|---|---|---|
| Sub-category (iii) | 0 | 0 | 0 | 0 |
|--------------------|---|---|---|---|

| Foreign Portfolio Investors Category I   |                             |                                       |
|--|-----------------------------|---------------------------------------|
| Sr. No.  | 1                           |                                       |
| Name of the Shareholders (I)   | GOVERNMENT OF SINGAPORE - E | <a href="#">Click here to go back</a> |
| PAN (II)   | AAAJG0594R                  | Total                                 |
| No. of fully paid up equity shares held (IV)   | 69218856                    | 69218856                              |
| Total nos. shares held (VII) = (IV)+ (V)+ (VI)   | 69218856                    | 69218856                              |
| Shareholding as a % of total no. of shares (calculated as per SCRR, 1957) (VIII) As a % of (A+B+C2)  | 1.6                         | 1.6                                   |
| Number of Voting Rights held in each class of securities (IX)  |                             |                                       |
| Class eg: X  | 69218856                    | 69218856                              |
| Total  | 69218856                    | 69218856                              |
| Total as a % of Total Voting rights  | 1.6                         | 1.6                                   |
| Total No. of shares on fully diluted basis (including warrants, ESOP, Convertible Securities etc.) (XI)=(VII+X)  | 69218856                    | 69218856                              |
| Shareholding , as a % assuming full conversion of convertible securities ( as a percentage of diluted share capital) (XII)= (VII)+(X) As a % of (A+B+C2) | 1.6                         | 1.6                                   |
| Number of equity shares held in dematerialized form (XIV)  | 69218856                    | 69218856                              |
| Reason for not providing PAN   |                             |                                       |
| Reason for not providing PAN   |                             |                                       |
| Sub-categorization of shares   |                             |                                       |
| Shareholding (No. of shares) under   |                             |                                       |
| Sub-category (i)   | 0                           | 0                                     |
| Sub-category (ii)  | 0                           | 0                                     |
| Sub-category (iii)   | 0                           | 0                                     |



| Insurance Companies  |                       |                                       |
|--|-----------------------|---------------------------------------|
| Sr. No.  | 1                     |                                       |
| Name of the Shareholders (I)   | LICI ULIP-GROWTH FUND | <a href="#">Click here to go back</a> |
| PAN (II)   | AAACL0582H            | Total                                 |
| No. of fully paid up equity shares held (IV)   | 281851227             | 281851227                             |
| Total nos. shares held (VII) = (IV)+ (V)+ (VI)   | 281851227             | 281851227                             |
| Shareholding as a % of total no. of shares (calculated as per SCRR, 1957) (VIII) As a % of (A+B+C2)  | 6.5                   | 6.5                                   |
| Number of Voting Rights held in each class of securities (IX)  |                       |                                       |
| Class eg: X  | 281851227             | 281851227                             |
| Total  | 281851227             | 281851227                             |
| Total as a % of Total Voting rights  | 6.5                   | 6.5                                   |
| Total No. of shares on fully diluted basis (including warrants, ESOP, Convertible Securities etc.) (XI)=(VII+X)  | 281851227             | 281851227                             |
| Shareholding , as a % assuming full conversion of convertible securities ( as a percentage of diluted share capital) (XII)= (VII)+(X) As a % of (A+B+C2) | 6.5                   | 6.5                                   |
| Number of equity shares held in dematerialized form (XIV)  | 281851227             | 281851227                             |
| Reason for not providing PAN   |                       |                                       |
| Reason for not providing PAN   |                       |                                       |
| Sub-categorization of shares   |                       |                                       |
| Shareholding (No. of shares) under   |                       |                                       |
| Sub-category (i)   | 0                     | 0                                     |
| Sub-category (ii)  | 0                     | 0                                     |
| Sub-category (iii)   | 0                     | 0                                     |




| Any Other (specify)  |   |                                       |
|--|---|---------------------------------------|
| Sr. No.  | 1   |                                       |
| Category   | Other                                       |                                       |
| Category / More than 1 percentage  | Category                                    | <a href="#">Click here to go back</a> |
| Name of the Shareholders (I)   | THE HONGKONG AND SHANGHAI BANKING CORP.LTD. |                                       |
| PAN (II)   |   | Total                                 |
| No. of the Shareholders (I)  | 1   | 1                                     |
| No. of fully paid up equity shares held (IV)   | 5592  | 5592                                  |
| Total nos. shares held (VII) = (IV)+ (V)+ (VI)   | 5592  | 5592                                  |
| Shareholding as a % of total no. of shares (calculated as per SCRR, 1957) (VIII) As a % of (A+B+C2)  | 0   | 0                                     |
| Number of Voting Rights held in each class of securities (IX)  |   |                                       |
| Class eg: X  | 5592  | 5592                                  |
| Total  | 5592  | 5592                                  |
| Total as a % of Total Voting rights  | 0   | 0                                     |
| Total No. of shares on fully diluted basis (including warrants, ESOP, Convertible Securities etc.) (XI)=(VII+X)  | 5592  | 5592                                  |
| Shareholding , as a % assuming full conversion of convertible securities ( as a percentage of diluted share capital) (XII)= (VII)+(X) As a % of (A+B+C2) | 0   | 0                                     |
| Number of equity shares held in dematerialized form (XIV)  | 5592  | 5592                                  |
| Reason for not providing PAN   |   |                                       |
| Reason for not providing PAN   |   |                                       |

| Sub-categorization of shares       |   |   |
|------------------------------------|---|---|
| Shareholding (No. of shares) under |   |   |
| Sub-category (i)                   | 0 | 0 |
| Sub-category (ii)                  | 0 | 0 |
| Sub-category (iii)                 | 0 | 0 |



| Provident Funds/ Pension Funds   |   |                                       |
|--|---|---------------------------------------|
| Sr. No.  | 1   |                                       |
| Name of the Shareholders (I)   | NPS TRUST A/C - LIC PENSION FUND - UPS - CG SCHEM | <a href="#">Click here to go back</a> |
| PAN (II)   | AABTN0648L  | Total                                 |
| No. of fully paid up equity shares held (IV)   | 81076773  | 81076773                              |
| Total nos. shares held (VII) = (IV)+ (V)+ (VI)   | 81076773  | 81076773                              |
| Shareholding as a % of total no. of shares (calculated as per SCRR, 1957) (VIII) As a % of (A+B+C2)  | 1.87  | 1.87                                  |
| Number of Voting Rights held in each class of securities (IX)  |   |                                       |
| Class eg: X  | 81076773  | 81076773                              |
| Total  | 81076773  | 81076773                              |
| Total as a % of Total Voting rights  | 1.87  | 1.87                                  |
| Total No. of shares on fully diluted basis (including warrants, ESOP, Convertible Securities etc.) (XI)=(VII+X)  | 81076773  | 81076773                              |
| Shareholding , as a % assuming full conversion of convertible securities ( as a percentage of diluted share capital) (XII)= (VII)+(X) As a % of (A+B+C2) | 1.87  | 1.87                                  |
| Number of equity shares held in dematerialized form (XIV)  | 81076773  | 81076773                              |
| Reason for not providing PAN   |   |                                       |
| Reason for not providing PAN   |   |                                       |
| Sub-categorization of shares   |   |                                       |
| Shareholding (No. of shares) under   |   |                                       |
| Sub-category (i)   | 0   | 0                                     |
| Sub-category (ii)  | 0   | 0                                     |
| Sub-category (iii)   | 0   | 0                                     |



| Any Other (specify)   |                  |          |          |  |   |                       |
|---|------------------|----------|----------|--|---|-----------------------|
| Sr. No.   | 1                | 2        | 3        | 4                                      | 5                                       |                       |
| Category  | Clearing Members | HUF      | Trusts   | Trusts                                 | Unclaimed or Suspense or Escrow Account |                       |
| Category / More than 1 percentage   | Category         | Category | Category | More than 1 percentage of shareholding | Category                                |                       |
| Name of the Shareholders (I)  |                  |          |          | TERESA RAJU NAIDU                      |   | Click here to go back |
| PAN (II)  |                  |          |          | AABTB1753C                             |   | Total                 |
| No. of the Shareholders (I)   | 10               | 9296     | 56       | 1                                      | 1                                       | 9363                  |
| No. of fully paid up equity shares held (IV)  | 454200           | 6941296  | 66545717 | 65920614                               | 20589959                                | 94531172              |
| Total nos. shares held (VII) = (IV)+ (V)+ (VI)  | 454200           | 6941296  | 66545717 | 65920614                               | 20589959                                | 94531172              |
| Shareholding as a % of total no. of shares (calculated as per SCRR, 1957) (VIII) As a % of (A+B+C2)   | 0.01             | 0.16     | 1.53     | 1.52                                   | 0.47                                    | 2.17                  |
| Number of Voting Rights held in each class of securities (IX)   |                  |          |          |  |   |                       |
| Class eg: X   | 454200           | 6941296  | 66545717 | 65920614                               | 20589959                                | 94531172              |
| Total   | 454200           | 6941296  | 66545717 | 65920614                               | 20589959                                | 94531172              |
| Total as a % of Total Voting rights   | 0.01             | 0.16     | 1.53     | 1.52                                   | 0.47                                    | 2.17                  |
| Total No. of shares on fully diluted basis (including warrants, ESOP, Convertible Securities etc.) (XI)=(VII+X)   | 454200           | 6941296  | 66545717 | 65920614                               | 20589959                                | 94531172              |
| Shareholding , as a % assuming full conversion of convertible securities ( as a percentage of diluted share capital) (XII)=(VII)+(X) As a % of (A+B+C2) | 0.01             | 0.16     | 1.53     | 1.52                                   | 0.47                                    | 2.17                  |
| Number of equity shares held in dematerialized form (XIV)   | 454200           | 6941296  | 66545717 | 65920614                               | 20589959                                | 94531172              |
| Reason for not providing PAN  |                  |          |          |  |   |                       |
| Reason for not providing PAN  |                  |          |          |  |   |                       |

| Sub-categorization of shares       |   |   |   |   |   |   |
|------------------------------------|---|---|---|---|---|---|
| Shareholding (No. of shares) under |   |   |   |   |   |   |
| Sub-category (i)                   | 0 | 0 | 0 | 0 | 0 | 0 |
| Sub-category (ii)                  | 0 | 0 | 0 | 0 | 0 | 0 |
| Sub-category (iii)                 | 0 | 0 | 0 | 0 | 0 | 0 |

| Details of Shares which remain unclaimed for Public |                        |  |                                |  |
|---|------------------------|--|--------------------------------|--|
| Sr. No.   | Number of shareholders | Outstanding shares held in demat or unclaimed suspense account | voting rights which are frozen | Disclosure of notes on shares which remain unclaimed for public shareholders |
| 1   | 9806                   | 20589959   | 20589959                       | Textual Information(1)   |
| 2   | 4                      | 1143   | 1143                           | Textual Information(2)   |

| Text Block             |                               |
|------------------------|-------------------------------|
| Textual Information(1) | Escrow Account (Bonus Shares) |
| Textual Information(2) | Escrow Account                |

